

1
STOPE BOOK

POULIN MINE

SOUTH

1-4

0.25

**Pages 1-48 were removed as these pages
were blank pages. If you would like to
view the entirety of this book, please
contact the Montana Bureau of Mines and
Geology's Data Preservation Department.**

0
25
1

256

257

258

259

260

261

262

263

264

265

266

267

267

268

269

270

271

272

273

274

275
Humboldt
Shaff

276

277

278

301

300

349

348

347

346

345

344

LEX ALICE
TUNNEL

053

NEW ERA N°3
115NEW ERA N°1
150POULIN
300
Orabutte 280

256

257

258

259

260

261

262

263

264

265

266

267

267

268

269

270

271

272

273

274

275

276

277

278

*Humboldt
Shall*

351

350

349

348

347

346

345

344

LEX-AUCE
TUNNEL

053

NEW ERA N°3
115NEW ERA N°1
150POULIN
300
Orabutte 280

267	268	269	270	271	272	273	274	275	276	277	278
								Humboldt Shaft			
											351
											350
											349
											348
											347
											346
											345
											344

LEX-AUCE 23
TUNNEL

053

NEW ERA N°3
115

NEW ERA N°1
150

POULIN
300

POULIN 400
Orabite 280

267

268

269

270

271

272

273

274

275

276

277

278

*Humboldt
Shard*

351

350

349

348

347

346

345

344

LEX. ALICE
TUNNEL

053

NEW ERA N°3
115NEW ERA N°1
150POULIN
300POULIN
Orabutte 280

267

268

269

270

271

272

273

274

Humboldt
Shaft

275

276

277

278

301

300

349

348

347

346

345

344

LEX ALICE
TUNNELNEW ERA N°3
115NEW ERA N°1
150POULIN
300
Orabutte 280

267

268

269

270

271

272

273

274

275

276

277

279

275
Humboldt
Shaft

Shaft

351

350

349

348

347

346

345

344

LEX-ALICE
TUNNEL

0-25

025

NEW ERA N^o 3
115

15

NEW ERA No. 1
150ERA
150

POULIN
3000

ω ω

Poult	400
Orabutte	280

179

white 400 280

0800

256

257

258

259

260

261

262

263

264

265

266

26

ANSELMO 300-56
SYNDICATE PIT

267

268

269

270

271

272

273

274

275

276

277

278

*Humboldt
Shaft*

351

350

349

348

347

346

345

344

LEX ALICE 2
TUNNEL

053

NEW ERA N°3
115NEW ERA N°1
150POULIN
300POULIN 400
Orabutte 280

256 257 258 259 260 261 262 263 264 265 266 267

SYNDICATE
PIT

267

268

269

270

271

272

273

274

275

*Humboldt
Shaft*

276

277

278

351

350

349

348

347

346

345

344

LEX ALICE
TUNNEL

053

NEW ERA N°3
115NEW ERA N°1
150POULIN
300POULIN
Orabutte 280

256

257

258

259

260

261

262

263

264

265

266

267

SYNDICATE
PIT

NEW ERA No. 3
DR. N. JOHNSON CH.
ELP. 5255-192
FROM GEO. TRACING

267

268

269

270

271

272

273

274

275

276

277

278

Humboldt
Shaft

351

350

349

348

347

346

345

344

☒ No. 2 Sh.

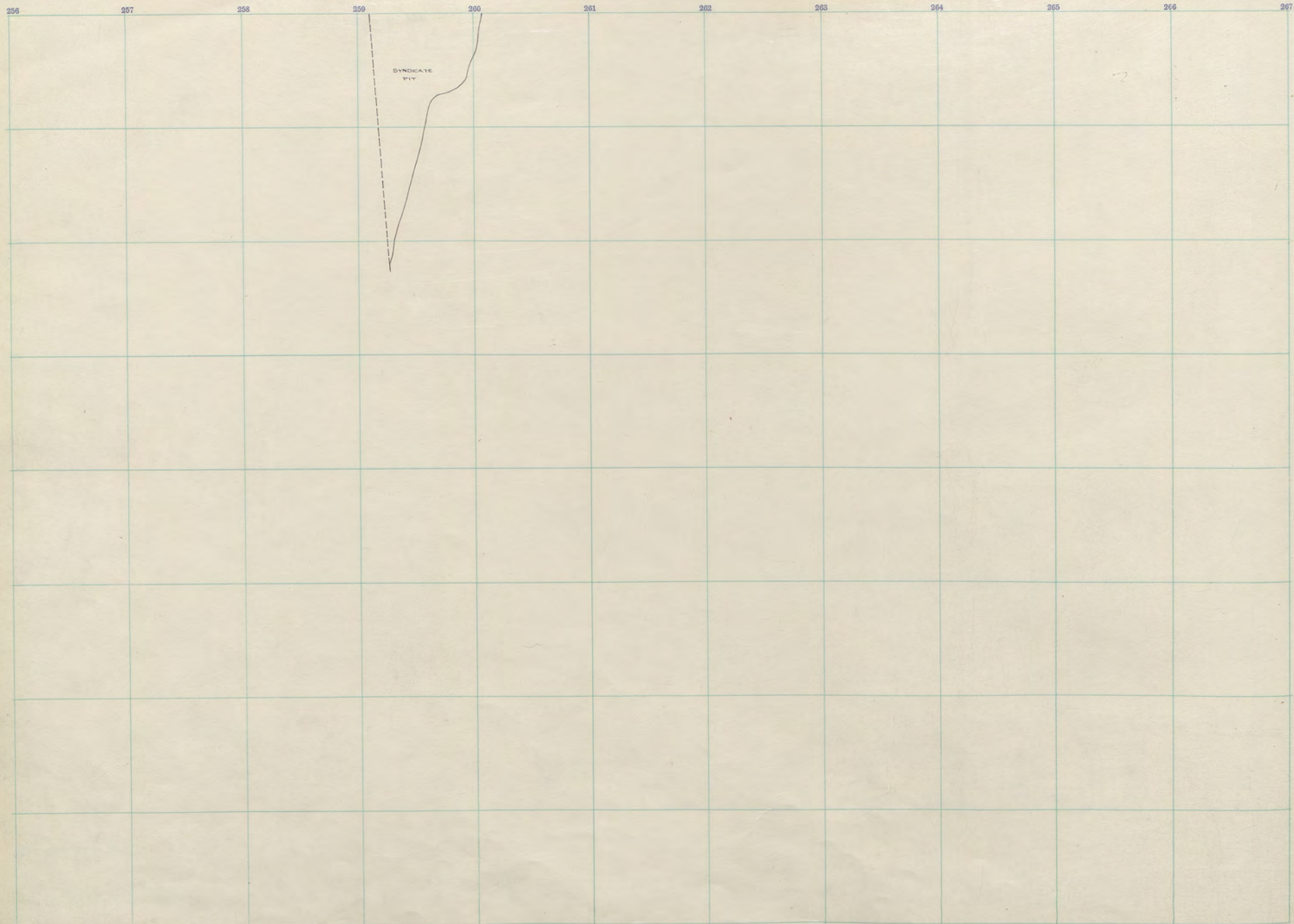
☒ NEW ERA No. 1
OR DOWNEY SH.
L. 2553.25

 LATE ACQUISITION SPUR
NO. 2 SHAFT

NEW ERA No. 1

COLLAR

LEX ALICE
TUNNELNEW ERA No. 3
115NEW ERA No. 1
150POULIN 400
300
Ora Butte 280



267

268

269

270

271

272

273

274

Humboldt
Shant

276

277

278

351

350

349

348

347

346

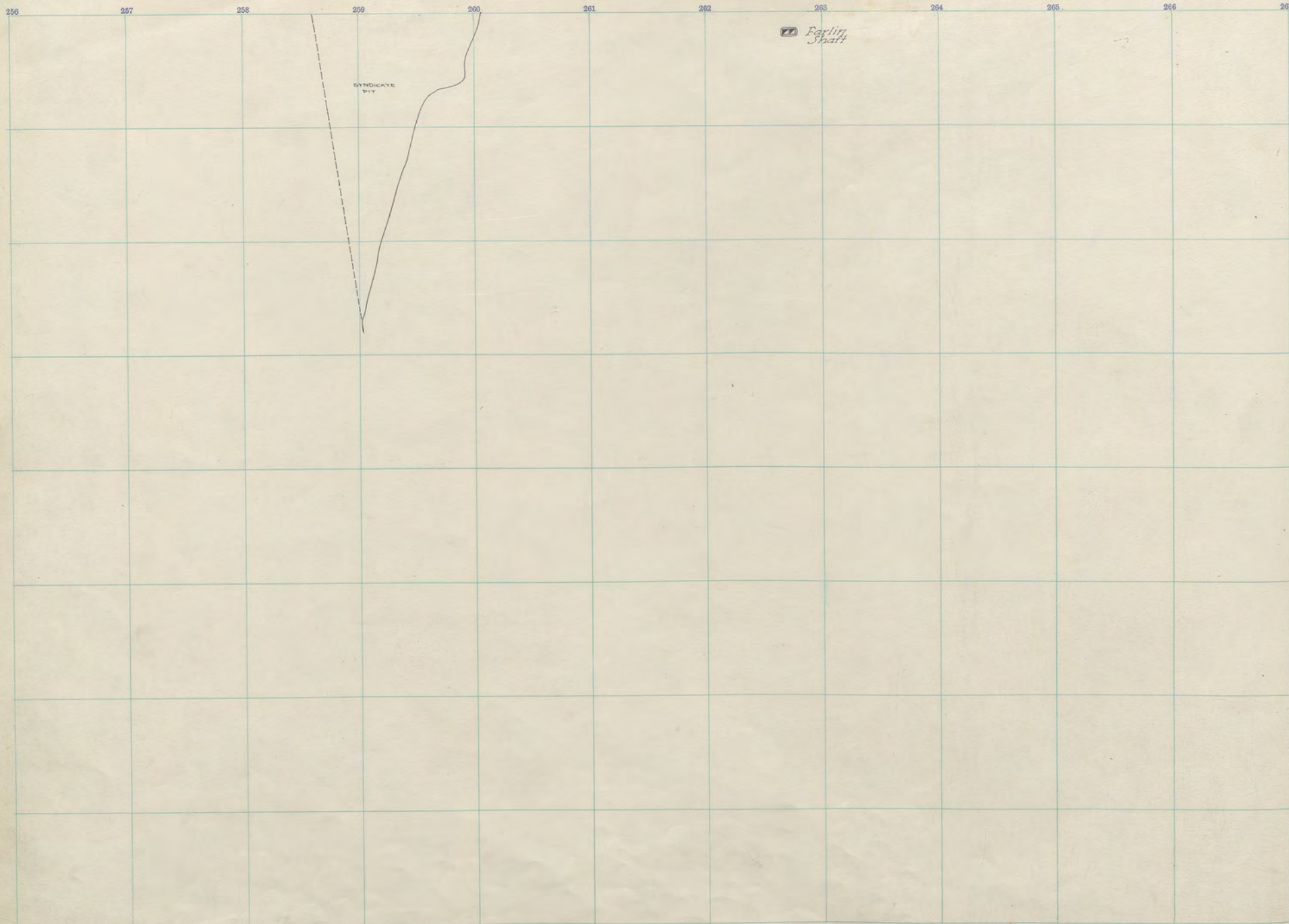
345

344

LEX ALICE
TUNNEL

053

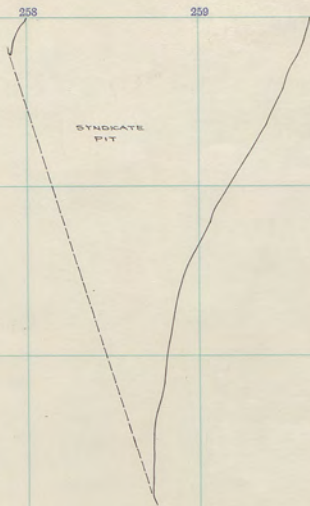
NEW ERA №3
115NEW ERA №1
150POULIN
300POULIN 400
Orabutte 280



267	268	269	270	271	272	273	274 <i>Hornbush Spatt</i>	275	276	277	278
											351
											350
											349
											348
											347
											346
											345
											344

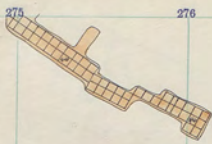
LEX-ALICE
TUNNEL
NEW ERA N°3
115
NEW ERA N°1
150
POULIN
300
POULIN
400
Orabutte 280

256 257 258 259 260 261 262 263 264 265 266 267


SYNDICATE
PITFarlin
Shaft

Poulin
ANSELMO
SYNDICATE PIT

300-11
300-51

267	268	269	270	271	272	273	274	275	276	277	278
											
											351
											350
											349
											348
											347
											346
											345
											344

LEX-ALICE
TUNNEL
NEW ERA №3
115
NEW ERA №1
150
POULIN
300
POULIN
400
Orabutte 280



Poulin 300 10th Floor
ANSELMO 300 -50
SYNDICATE PIT

267

268

269

270

271

272

273

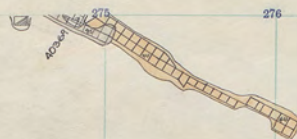
274

275

276

277

278



301

300

349

348


347

346

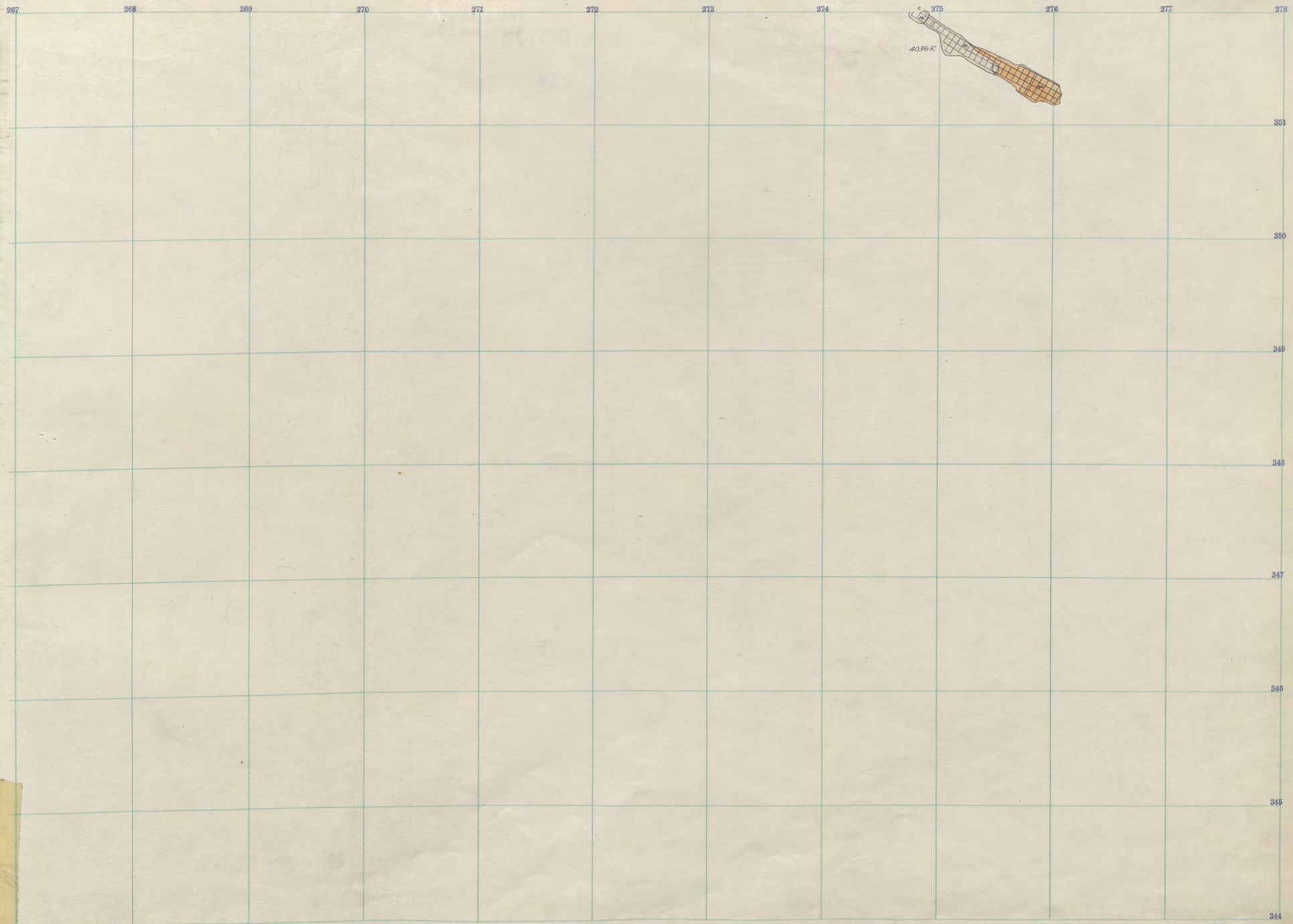
345

344

LEX-ALICE
TUNNELNEW ERA N°3
115NEW ERA N°1
150POULIN
300POULIN
Orabutte 280Poulin
Poulin400 - 23
300 - 13



Poulin 300 9th Floor
ANSELMO 300 -49
SYNDICATE PIT



LEX-ALICE
TUNNEL

NEW ERA №3
115

NEW ERA №3
150

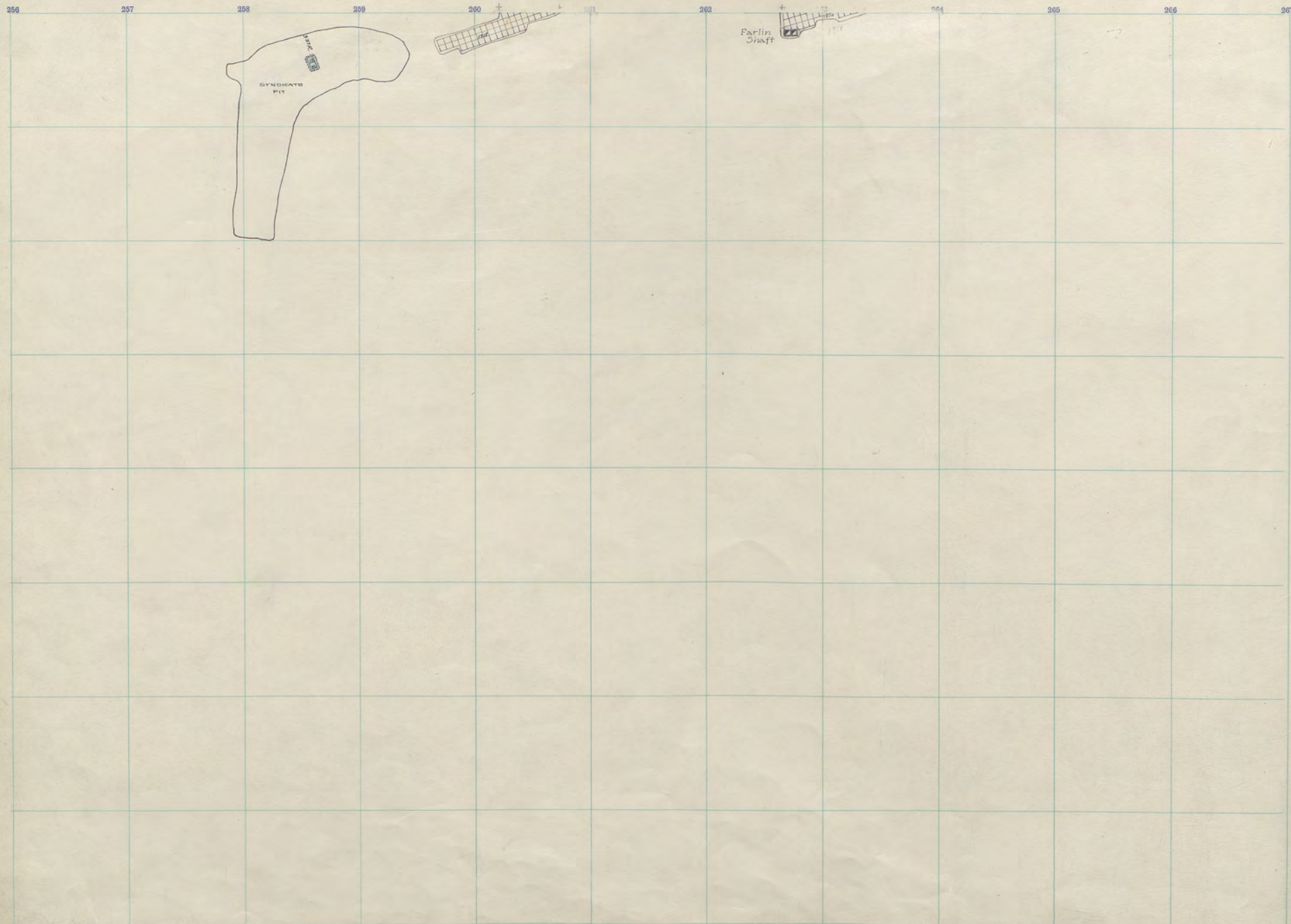
NEW ERA №1
150

POULIN
300

POULIN
400
Orabutte 280

Poulin
Poulin


400 - 22
300 - 12



Poulin
ANSELMO
SYNDICATE PIT

300
300

8th Floor
-48



Poulin
Poulin

400 - 21
300 - 11

LEX ALICE
TUNNEL

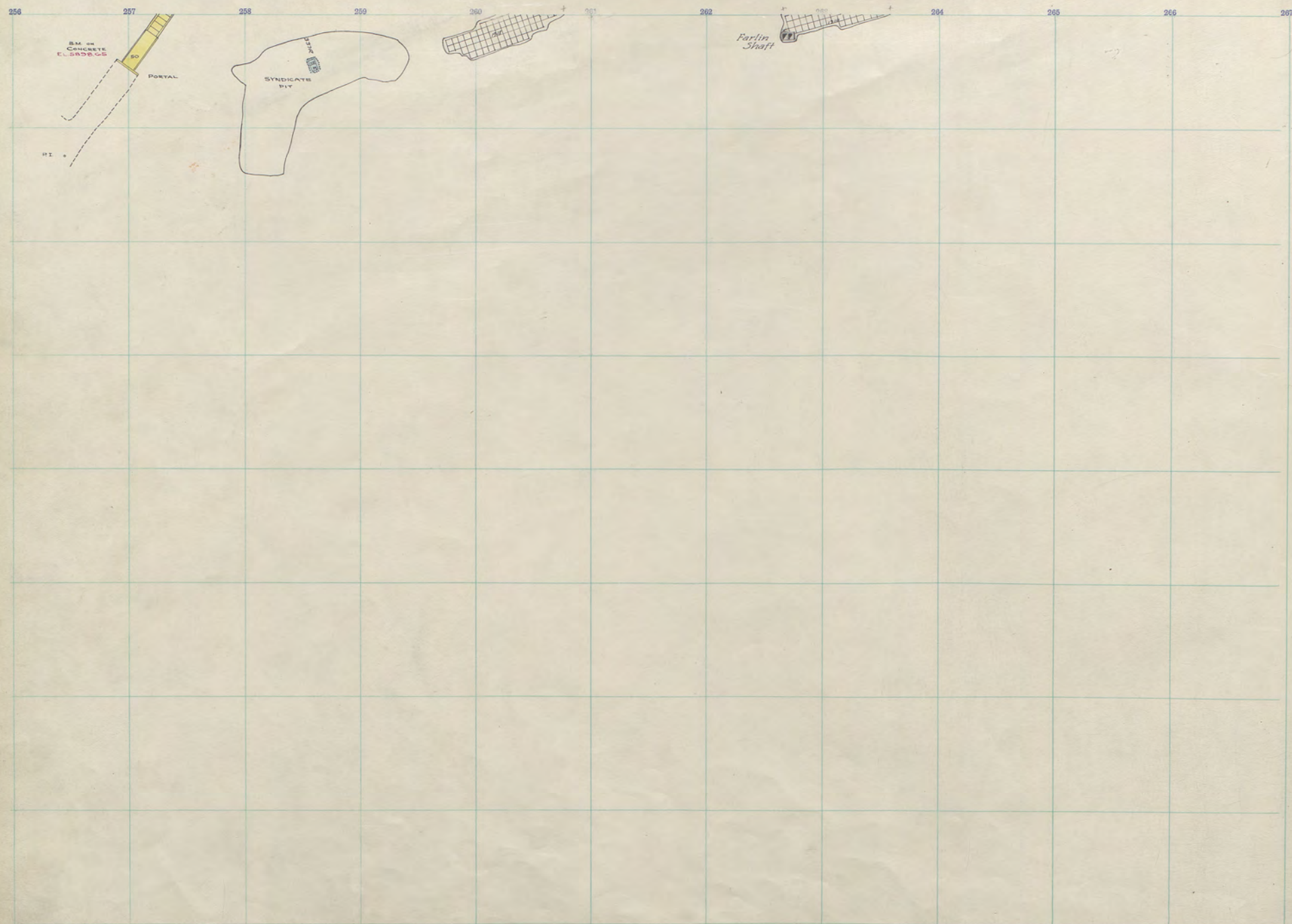
053

NEW ERA N°3
115


NEW ERA N°1
150

POULIN
300

POULIN
Orabutte 280



Poulin 300 7th Floor
 ANSELMO 300 -47
 SYNDICATE PIT
 ALICE LEXINGTON TUNNEL



LEX-ALICE
TUNNEL

053

NEW ERA N°3
115

NEW ERA N°1
150

POULIN
300

POULIN
Orabutte 280

Poulin
Poulin

400 - 20
300 - 10

256 257 258 259 260 261 262 263 264 265 266 267

Farlin
ShaftALEX-ALICE
TUNNELPoulin
ANSELMO300
BLANK6th Floor

267

268

269

270

271

272

273

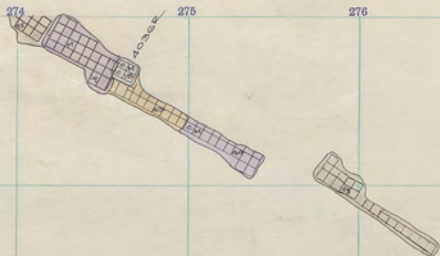
274

275

276

277

278



351

350

349

348

347

346

345

344

Poulin
Poulin

400 - 19
300 - 9

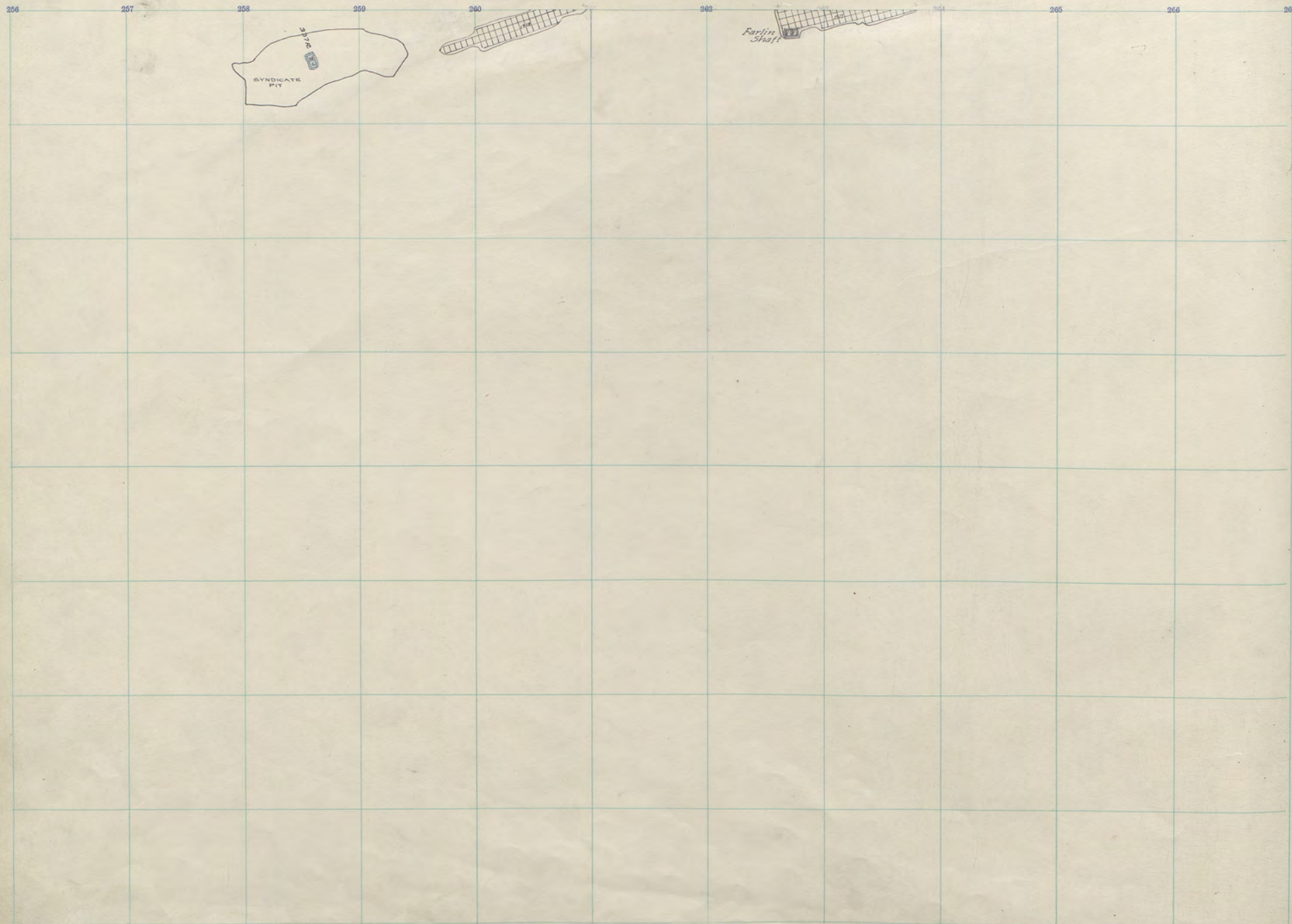
025

NEW ERA №3
115

NEW ERA №1
150

POULIN
300

POULIN 400
Orabutte 280



Poulin 300 5th Floor
 ANSELMO 300 -46
 SYNDICATE PIT

267

268

269

270

271

272

273

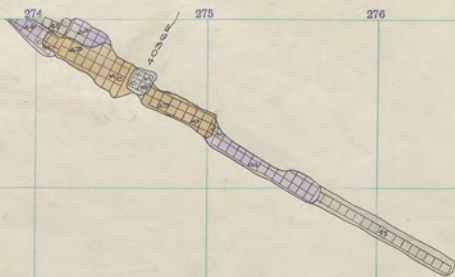
274

275

276

277

278



351

350

349

348

347

346

345

344

Poulin
Poulin

400 - 15
300 - 8


025

NEW ERA №3
115

NEW ERA №1
150

POULIN
300

POULIN
400
Orabutte 280

ALEX-ALICE
TUNNEL

Poulin	300	4 th Floor
New Era #3	115	"
ANSELMO	300	-45
SYNDICATE PIT		

267

268

269

270

271

272

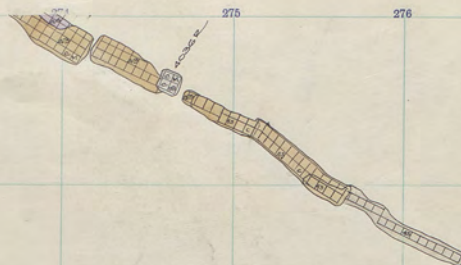
273

275

276

277

278



351

350

349

348

347

346

345

344

Poulin
Poulin

400 - 17
300 - 7

053

NEW ERA №3
115

NEW ERA №1
150

POULIN
300

POULIN 400
OiaBute 280

256 257 258 259 260 261 262 263 264 265 266 267

376
 10
 NEW COPY
 PAPER AT 5000




Farlin
 Shaft



ALEX-ALICE
 0 TUNNEL


Poulin 300 3rd Floor
 New Era 115 "
 ANSELMO 300 -44



Poulin


100 - 16
300 - 6

NEW ERA No 3
115
NEW ERA No 1
150
POULIN
300
POULIN
400
Orabutte
280



ALEX-ALICE
TUNNEL

Poulin	300	2 nd Floor
New Era #3	115	"
ANSELMO	300	43



Poulin
" 400 - 15
300 - 5


025

NEW ERA No 3
115

NEW ERA No 1
150


POULIN
300

POULIN
Orabute 280



ALEX-ALICE
0 TUNNEL

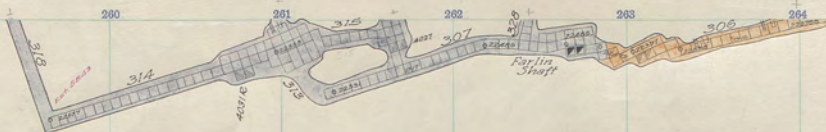
Poulin	300	1 st Floor
New Era '3	115	"
ANSELMO	300	-42



Poulin
" 400 - 14
300 - 4

NEW ERA № 3
115
NEW ERA № 1
150
POULIN
300
POULIN
400
Ouzbute 280

357R



NEW ERA No. 3 SH (2)
EL* 5554 APPROX.
FROM GEOL. TRACING

Poulin	300	Sill
Buffalo	"	"
New Era #3	115	"
ANSELMO	300	-41

267

268

269

270

271

272

273

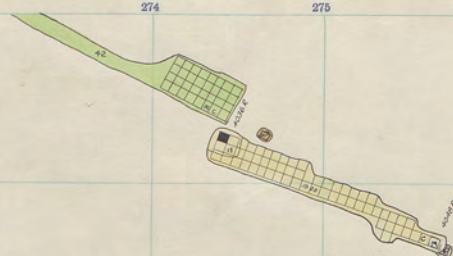
274

275

276

277

278



351

350

349

348

347

346

345

344

NEW ERA N°3
115NEW ERA N°1
150POULIN
300POULIN
Orabute 280

New Era *1
Poulin
" 150 - 4
400 - 13
300 - 3

256 257 258 259 260 261 262 263 264 265 266 267

ALEX-ALICE
TUNNELNEW ERA N°3
115POULIN
300

ANSELMO

BLANK

267

268

269

270

271

272

273

274

275

276

277

278

351

350

349

348

347

346

345

344

BLANK

NEW ERA No 1
ISOPencil 400
Oxbute 280

256	257	258	259	260	261	262	263	264	265	266	267
-----	-----	-----	-----	-----	-----	-----	-----	-----	-----	-----	-----

ALEX-ALICE
TUNNEL

NEW ERA No 3
115

POULIN
300

ANSELMO

BLANK

267

268

269

270

271

272

273

274

275

276

277

278

351

350

349

348

347


346

345

344

BLANK

NEW ERA N° 1
150POLLIN 400
OUTBITE 280



ALEX-ALICE
0 TUNNEL


NEW ERAN 3
115

POULIN
300

Poulin
ANSELMO

400
300

12th Floor
40





New Era *1
 Poulin
 " 150 - 3
 400 - 12
 300 - 2

0
 25
 1

New Era N°1
 150

Poulin 400
 Out Butte 280





Poulin
ANSELMO


400
300

10th Floor
-38

ALEX-ALICE
TUNNEL

NEW ERA No 3
115


POULIN
300



New Era #1
 Poulin
 150
 400 - 1
 400 - 10
 300 - 5111

New Era #1
 150

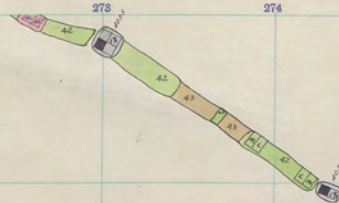
Poulin 400
 Outbuilt 280



Poulin	400	9 th Floor
New Era #1	150	Sill
ANSELMO	300	-37

ALEX-ALICE
TUNNELNEW ERA No 3
115POULIN
300

267 268 269 270 271 272 273 274 275 276 277 278



351

350

349

348

347

346

345

344

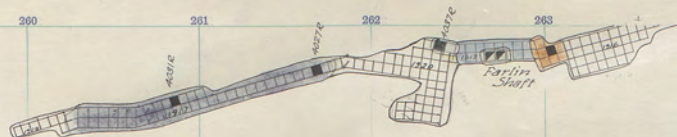


New Era #1 150 - 5111
Poulin 400 - 9

NEW ERA No. 1
150

Poulin 400
Outbursts 280

3372




Poulin	400	8 th Floor
ANSELMO	300	-36

ALEX-ALICE
0 TUNNEL


NEW ERA No 3
115

NEW ERA № 1
150POULIN
300



0
25
1

Poulin 400
Out Route 280




Poulin 400 7th Floor
 ANSELMO 300 -35


ALEX-ALICE
 TUNNEL

NEW ERAN³
 115

NEW ERAN¹
 150

POULIN
 300






Poulin
ANSELMO


400
300

6th Floor
-34-




0
25
1

Poulin 400
OraBuite 280



Poulin
ANSELMO 400 300 5th Floor
-33

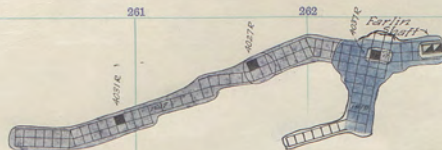


0
25
1

Poulin 400
Orla Butte 280

256 257 258 259 260 261 262 263 264 265 266 267

337 R
 999 R also
 5776




ALEX-ALICE
 0 TUNNEL

NEW ERAS 3
 115


NEW ERAS 1
 150


POULIN
 300



0
25
1

Poulin 400
Oia Butte 280





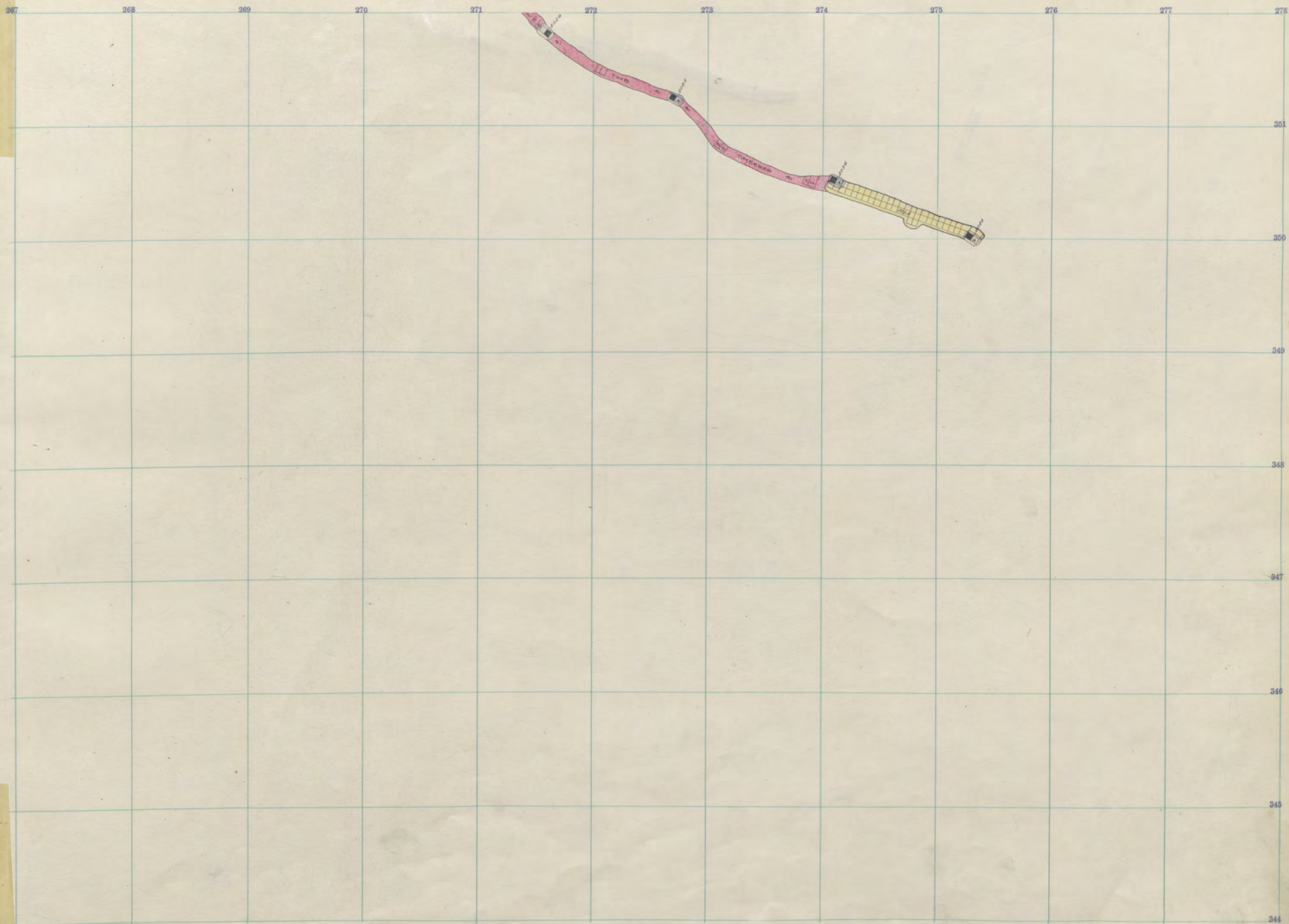
Poulin 400 2nd Floor
 ANSELMO 300 -30

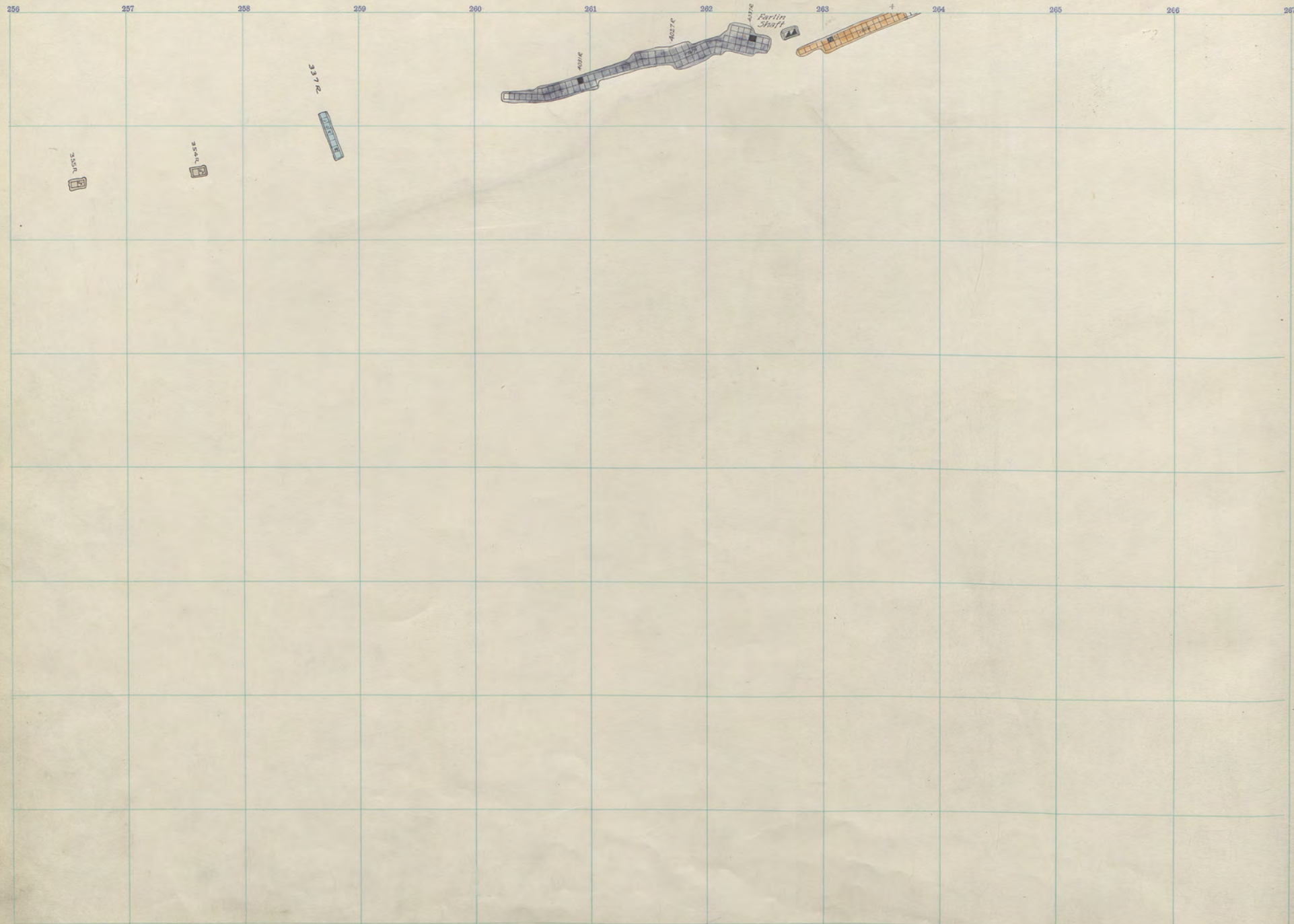
ALEX-ALICE
 0 TUNNEL

NEW ERAS 3
 115

NEW ERAS 1
 150

POULIN
 300





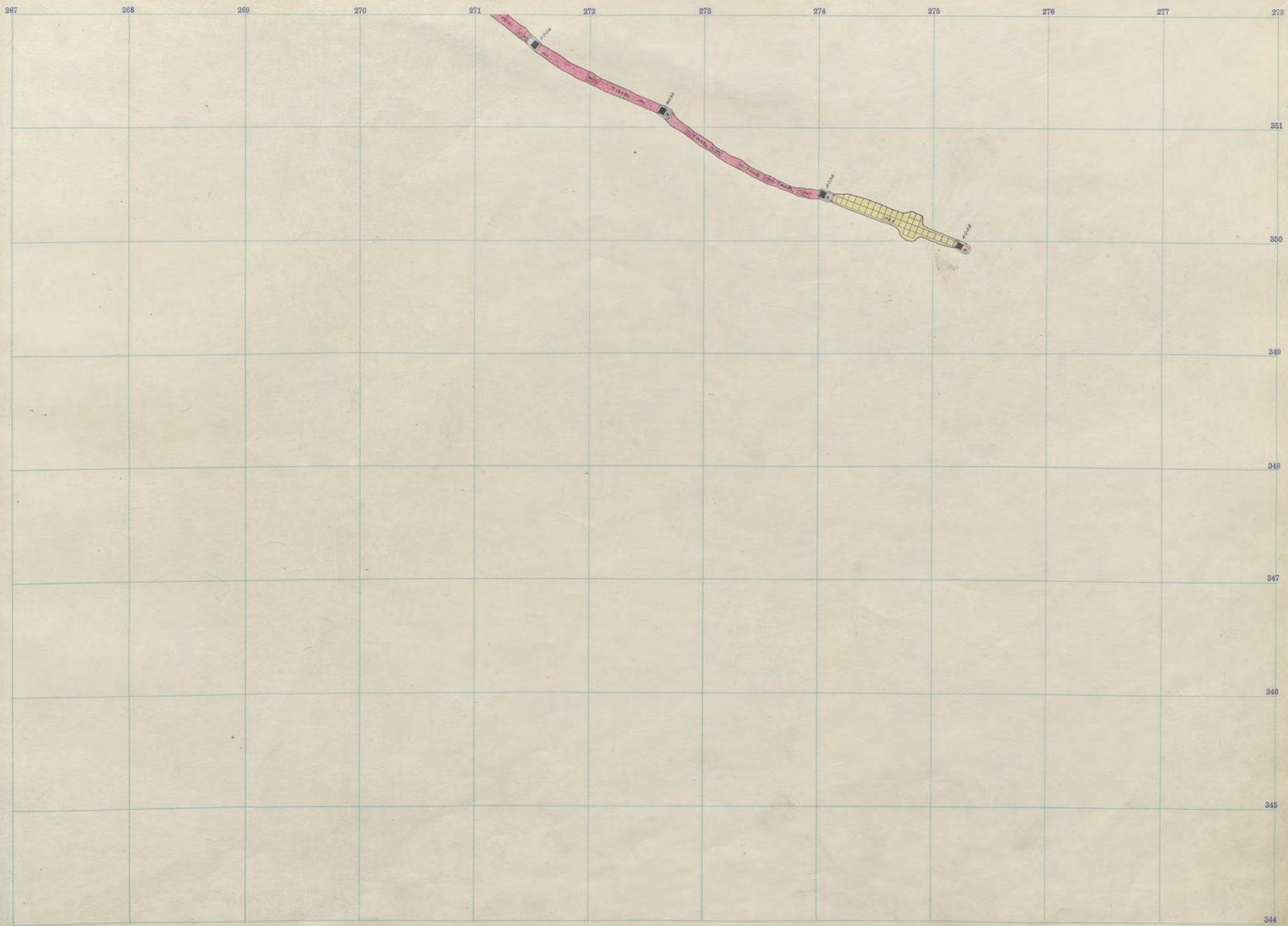
Poulin 400 1st Floor
 ANSELMO 300 29

ALEX-ALICE
 0 TUNNEL

NEW ERA No 3
 115

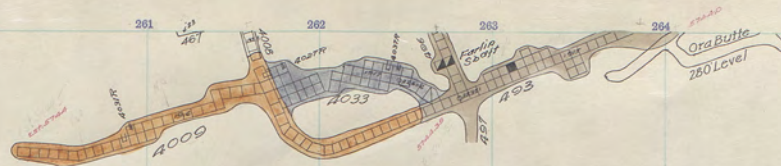
NEW ERA No 1
 150

POULIN
 300



0
25
1
Poulin 400
Ora Butte 280

256 257 258 259 260 261 262 263 264 265 266 267



258
A

258
A

258
A

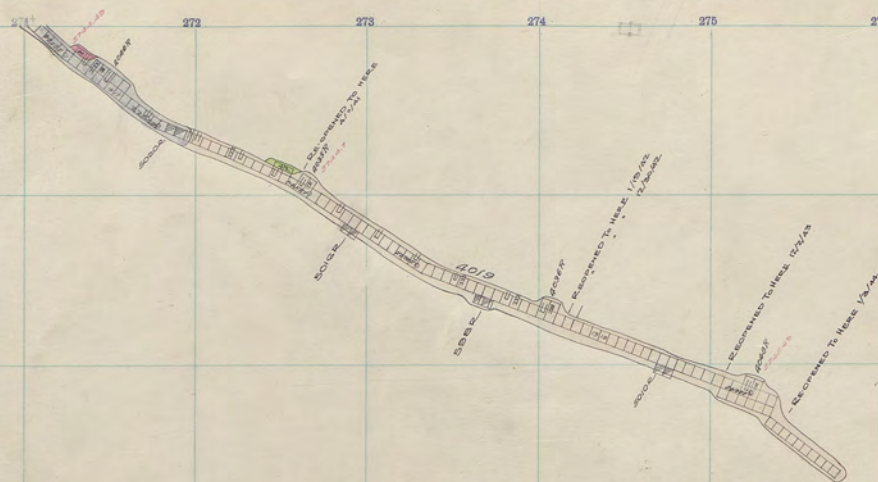
ALEX-ALICE
TUNNEL

NEW ERA No 3
115

NEW ERA No 1
150

POULIN
300

Poulin	400	Sill
Ora Butte	280	Sill
ANSELMO	300	28



Poulin

400 - Sill

34

Poulin	400
OraButte	280

256 257 258 259 260 261 262 263 264 265 266 267

ALEX-ALICE
TUNNEL

NEW ERA No 3
115

NEW ERA No 1
150

POULIN
300

POULIN 400
Orabutte 280

0
25
1

