




**M-31  
Volume 4  
Pennsylvania  
1500 - 1800**









Copied in Vol. 3

ELEV. 4374

Page 18



Penn. 15th Level, 13th Floor.

St. Lawrence 1500-5111 ELN 4364

33 34 35 36 37 38 39 40 41 42 43 44



4360 LEVEL 12/1/80



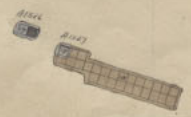

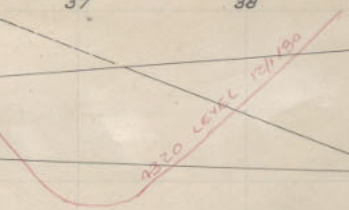
Page 18



Part. 15<sup>th</sup> Level, 12<sup>th</sup> Floor.

St. Lawrence 1600-12 ELEV. 435B

33 34 35 36 37 38 39 40 41 42 43 44



Rarus, 1400 - 8<sup>th</sup> Repeated.

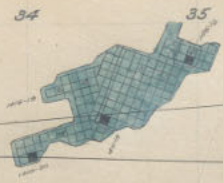
Page 1A



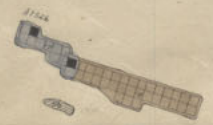

Penn. 15<sup>th</sup> Level, 11<sup>th</sup> Floor.

St Lawrence 1600-11 ELEV 43C1

33 34 35 36 37 38 39 40 41 42 43 44



42 20 LEVEL 12/1/80




Page 15



Perri, 15<sup>th</sup> Level, 10<sup>th</sup> Floor.

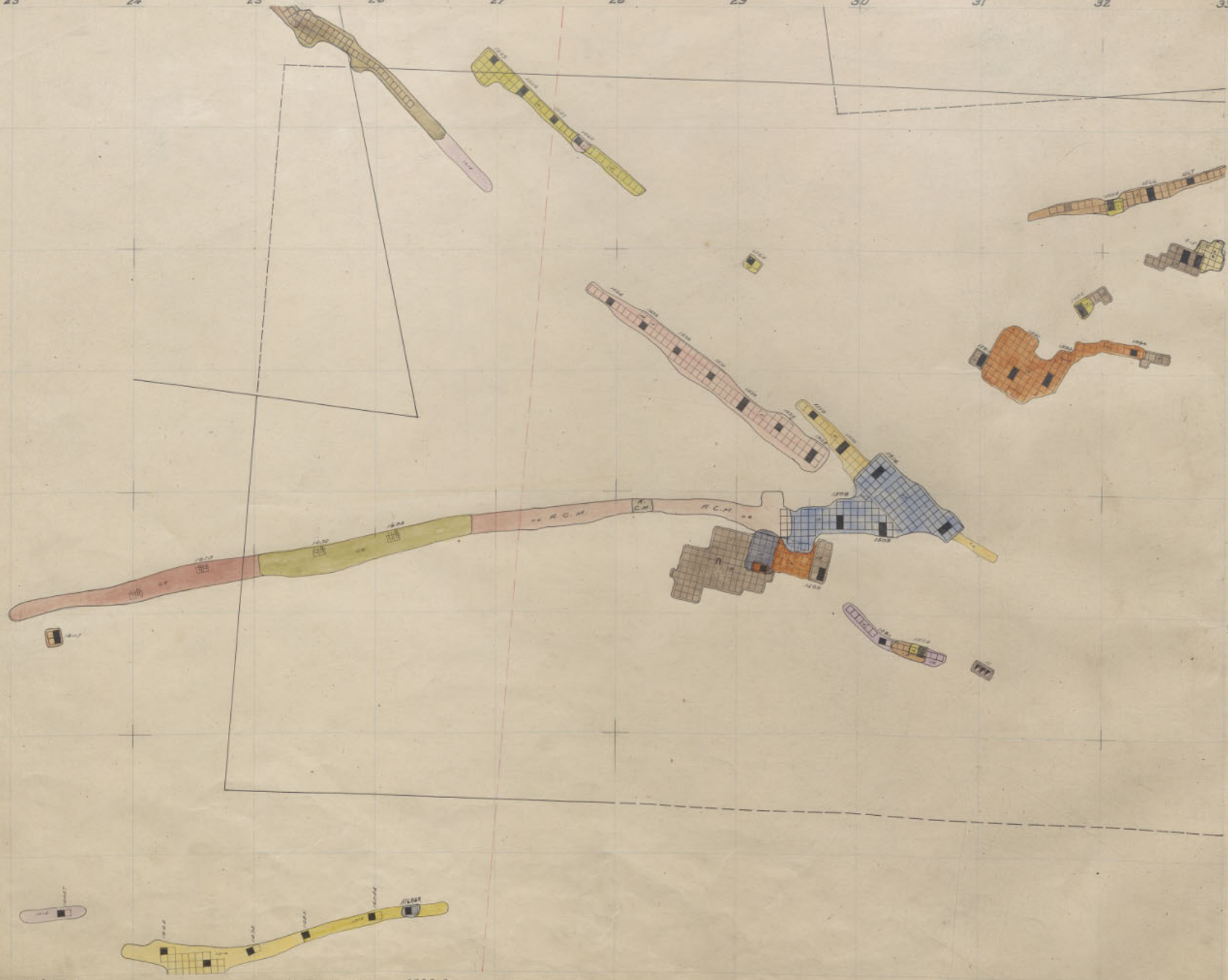
St. Lawrence 1000-10 ELEV. 4344

33 34 35 36 37 38 39 40 41 42 43 44



Rarus, 1400 - 7<sup>th</sup> Floor.  
Kell 1600 - 55


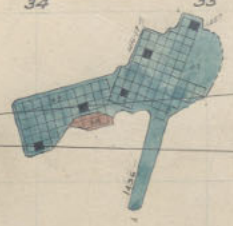
Penn  
18



Penn. 15th Level, 9th Floor

St. Lawrence 1600-9 ELEV. 4325

33 34 35 36 37 38 39 40 41 42 43 44



Rarus, 1400-6<sup>th</sup> Floor

Scale 1/8" = 1'-0"

Plan 1A

36 23 24 25 26 27 28 29 30 31 32 33

35

34

33

32

31

30

29

28



Penn. 15th Level, 8th Floor

St. Lawrence 1600-8 ELEV. 4321

MT

33 34 35 36 37 38 39 40 41 42 43 44



Rarus. 1400 - 5<sup>th</sup> Floor:

Page 1A



Penn. 15# Level, 7th Floor

St Lawrence 1600-7 ELEV. 4-324

34

35

36

37

38

39

40

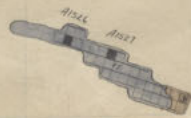
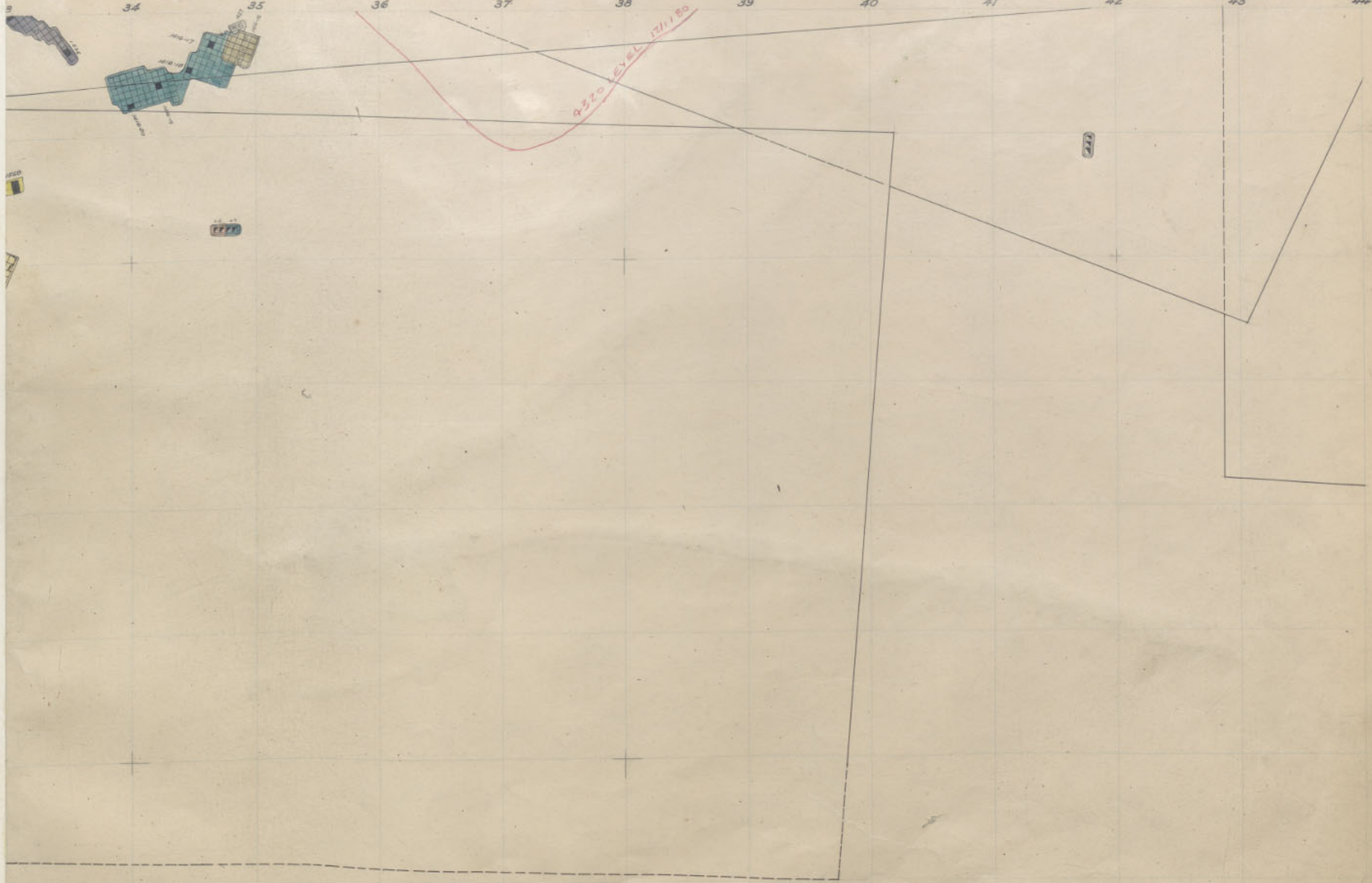
41

42

43

44

4270 LEVEL 12/1/20



36 23 24 25 26 27 28 29 30 31 32 33

35

34

33

32

31

30

29

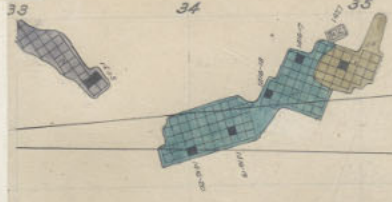
28




Perr. 15<sup>th</sup> Level, 6<sup>th</sup> Floor.

St Lawrence 1600-6 ELEV. 4317

33 34 35 36 37 38 39 40 41 42 43 44



Mined Out  
 Lower East Side



36 23 24 25 26 27 28 29 30 31 32 33

35

34

33

32

31

30

29

28




Penn. 15th Level, 5th Floor.



St Lawrence 1600-5 ELEV. 4-3 II

34 35 36 37 38 39 40 41 42 43 44



Rarus 1400 - 1st Floor

Plan A

36 23 24 25 26 27 28 29 30 31 32

35

34

33

32

31

30

29

28



Penn. 15<sup>th</sup> Level, 4<sup>th</sup> Floor

St. Lawrence 1600-4 ELEV. 4364



Rarus, 1400 Sill.

Plan 18

36 23 24 25 26 27 28 29 30 31 32 33

35

34

33

32

31

30

29

28



Penn. 15th Level, 3rd Floor.

St. Lawrence 1600-3 ELEV. 4297



36 23 24 25 26 27 28 29 30 31 32 33

35

34

33

32

31

30

29


28



Penn. 15th Level, 2nd Floor.

St. Lawrence 1600-2 ELEV. 42.91

33 34 35 36 37 38 39 40 41 42 43 44



18  
 6  
 7  
 8

Page 18

Rarus. 1500 - 15<sup>th</sup> Floor.



Penn. 15<sup>th</sup> Level, 1<sup>st</sup> Floor.

St. Lawrence 1600-1 ELEV 4254

33

34

35

36

37

38

39

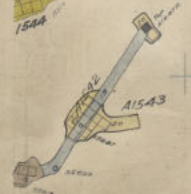
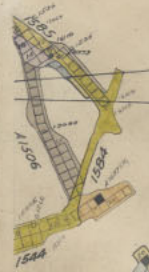
40

41

42

43

44



PENN. 1500-SILL

Rarus, 1500 - 14<sup>th</sup> Floor


Penn  
15



Pennsylvania 15th Sill. 1863.1


St. Lawrence 1600-Sill. E.C.V. 4274

33 34 35 36 37 38 39 40 41 42 43 44





33 34 35 36 37 38 39 40 41 42 43 44



Rarus, 1500 - 12<sup>th</sup> Floor.

Room 18

36 23 24 25 26 27 28 29 30 31 32 33

35

34

33

32

31


30

29

28



33 34 35 36 37 38 39 40 41 42 43 44



Page 18

36 23 24 25 26 27 28 29 30 31 32 33

35

34

33

32

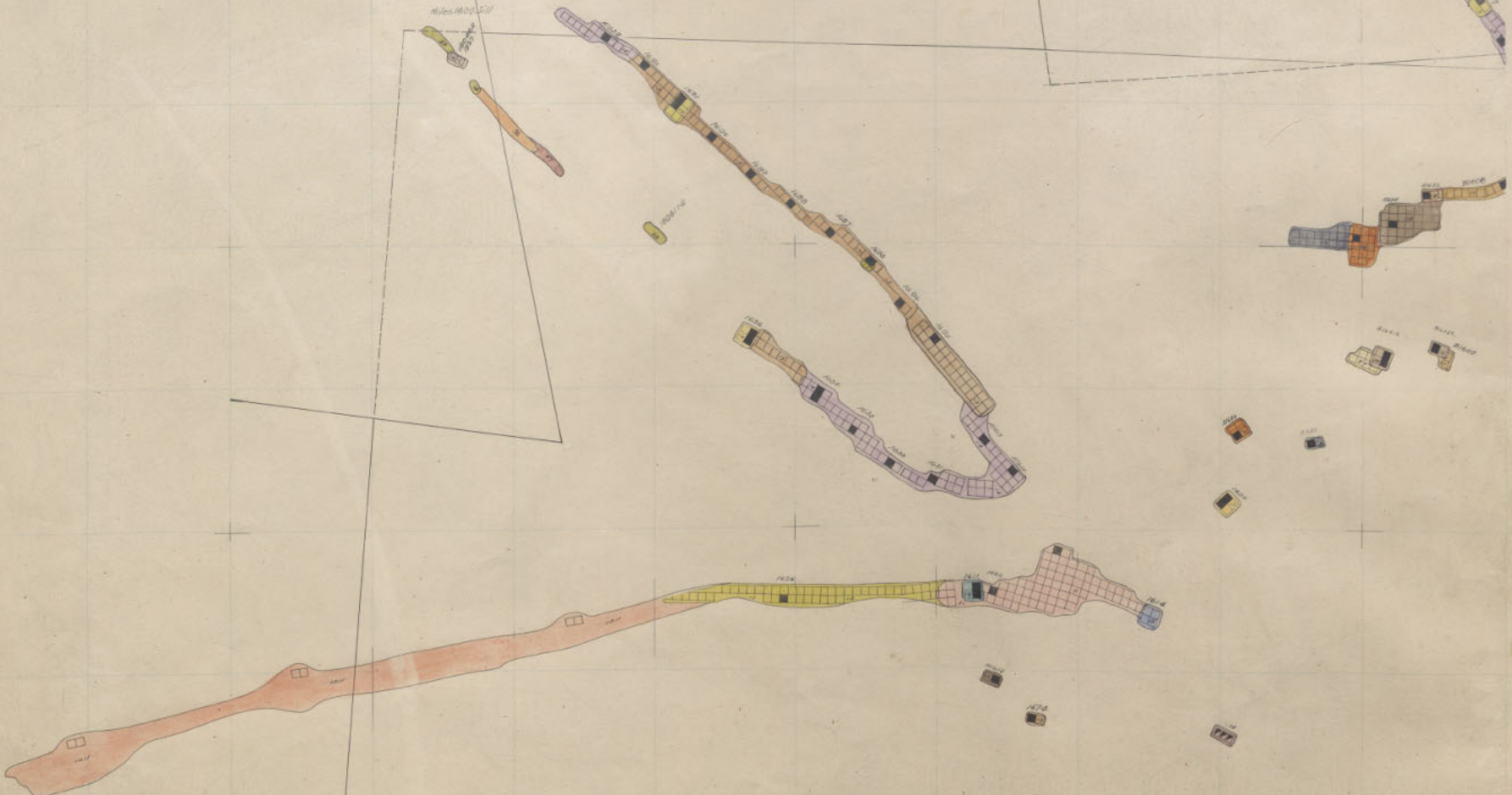
31

30

29

28

Alma Hill



FIELD

36 23 24 25 26 27 28 29 30 31 32 3

35

34

33

32

31

30

29


28



Penn. 16<sup>th</sup> Level 10<sup>th</sup> Floor.

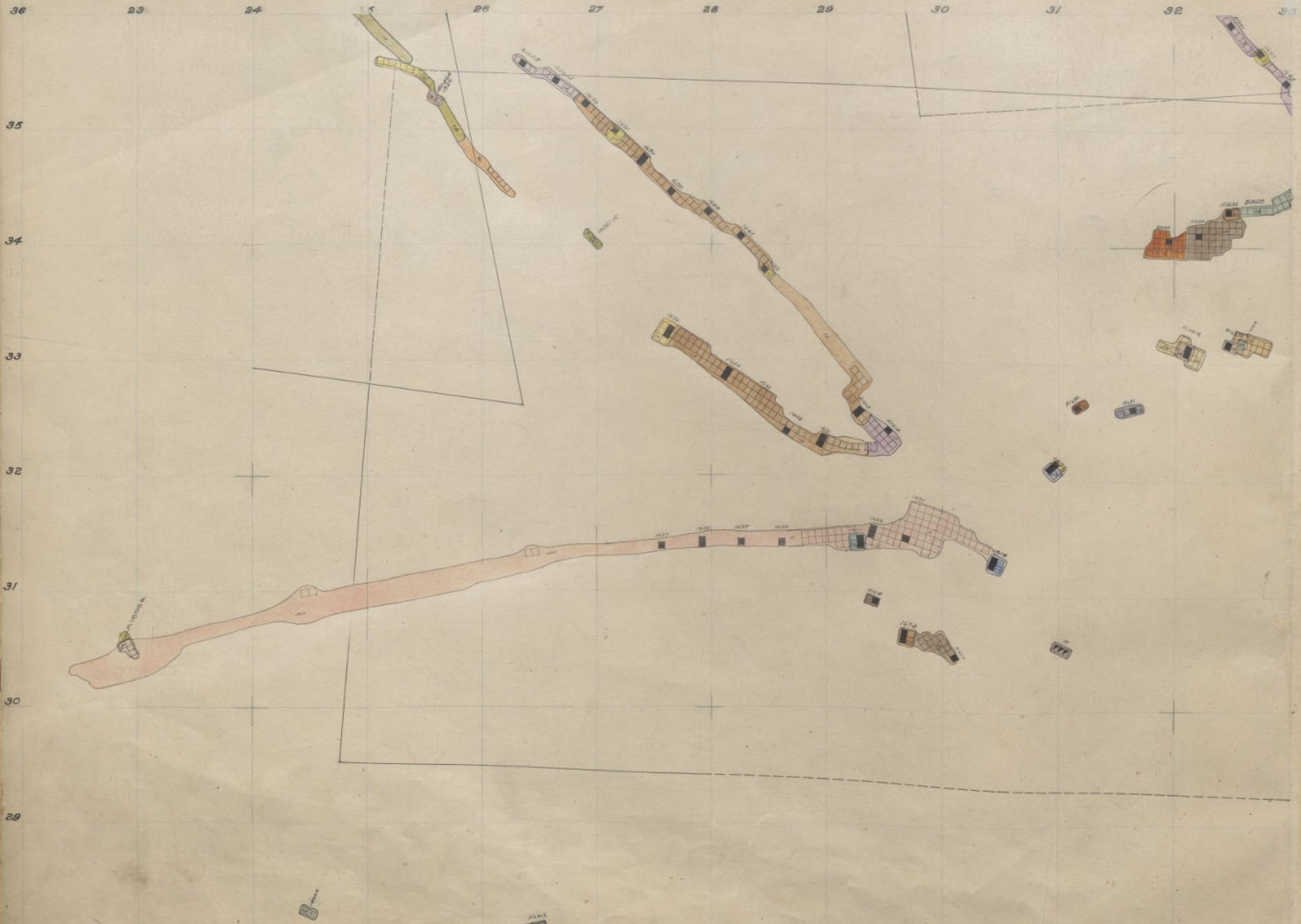
St Lawrence 1800-25

33 34 35 36 37 38 39 40 41 42 43 44



Rarus, 1500-10<sup>th</sup> Floor:

Plan 1A



Penn. 16<sup>th</sup> Level 9<sup>th</sup> Floor.

St. Lawrence 1800-24



36 23 24 26 27 28 29 30 31 32 33

35

34

33

32

31

30

29


28



Penn. 16<sup>th</sup> Level 8<sup>th</sup> Floor.

St. Lawrence 1800-23

33 34 35 36 37 38 39 40 41 42 43 44



Rarus, 1500-8<sup>th</sup> Floor.  
KELLEY 1600-10

Plan  
1A

36 23 24 25 26 27 28 29 30 31 32 33

35

34

33

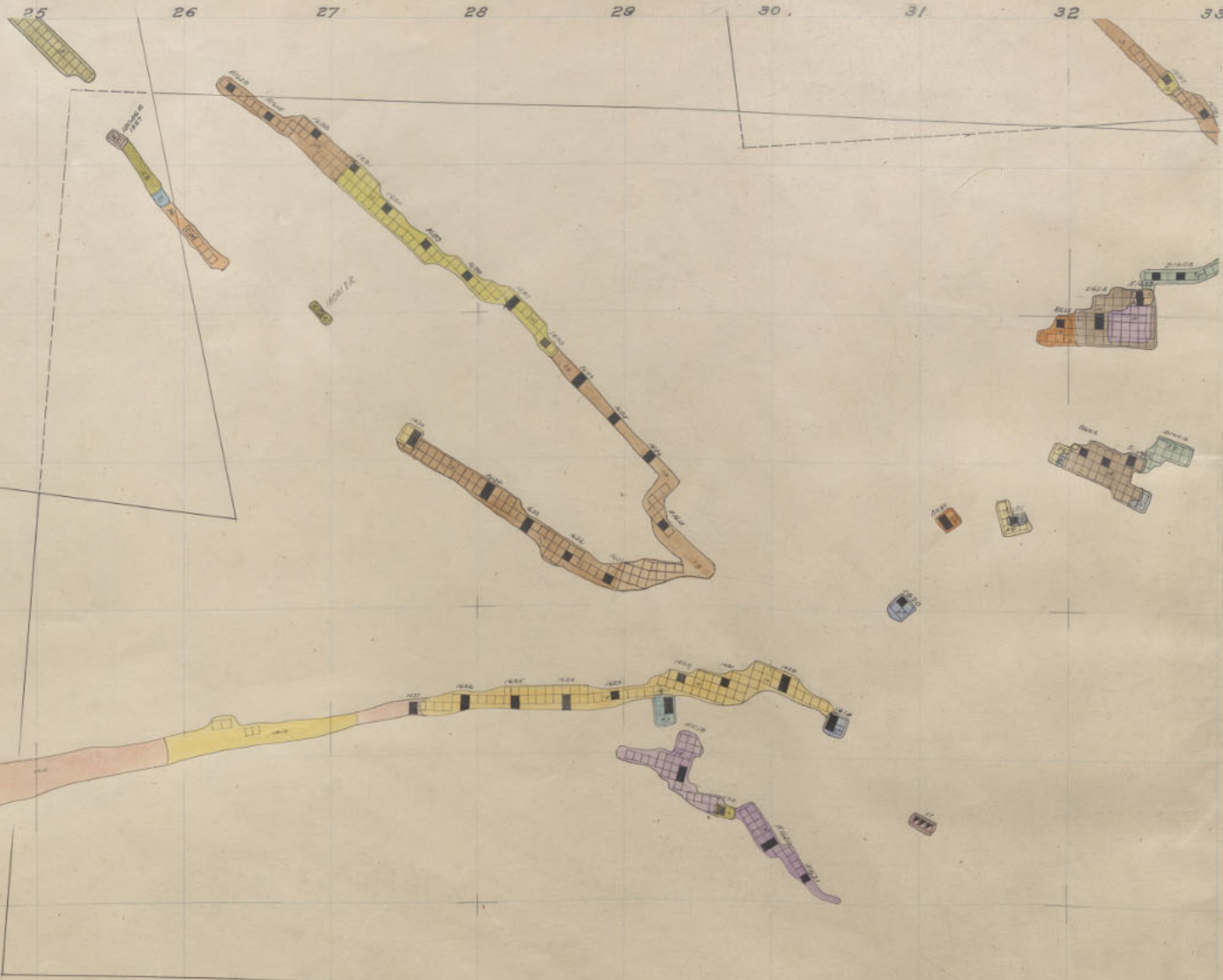
32

31

30

29


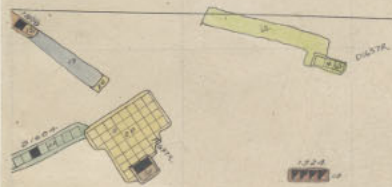
28



Penn. 16<sup>th</sup> Level 7<sup>th</sup> Floor.

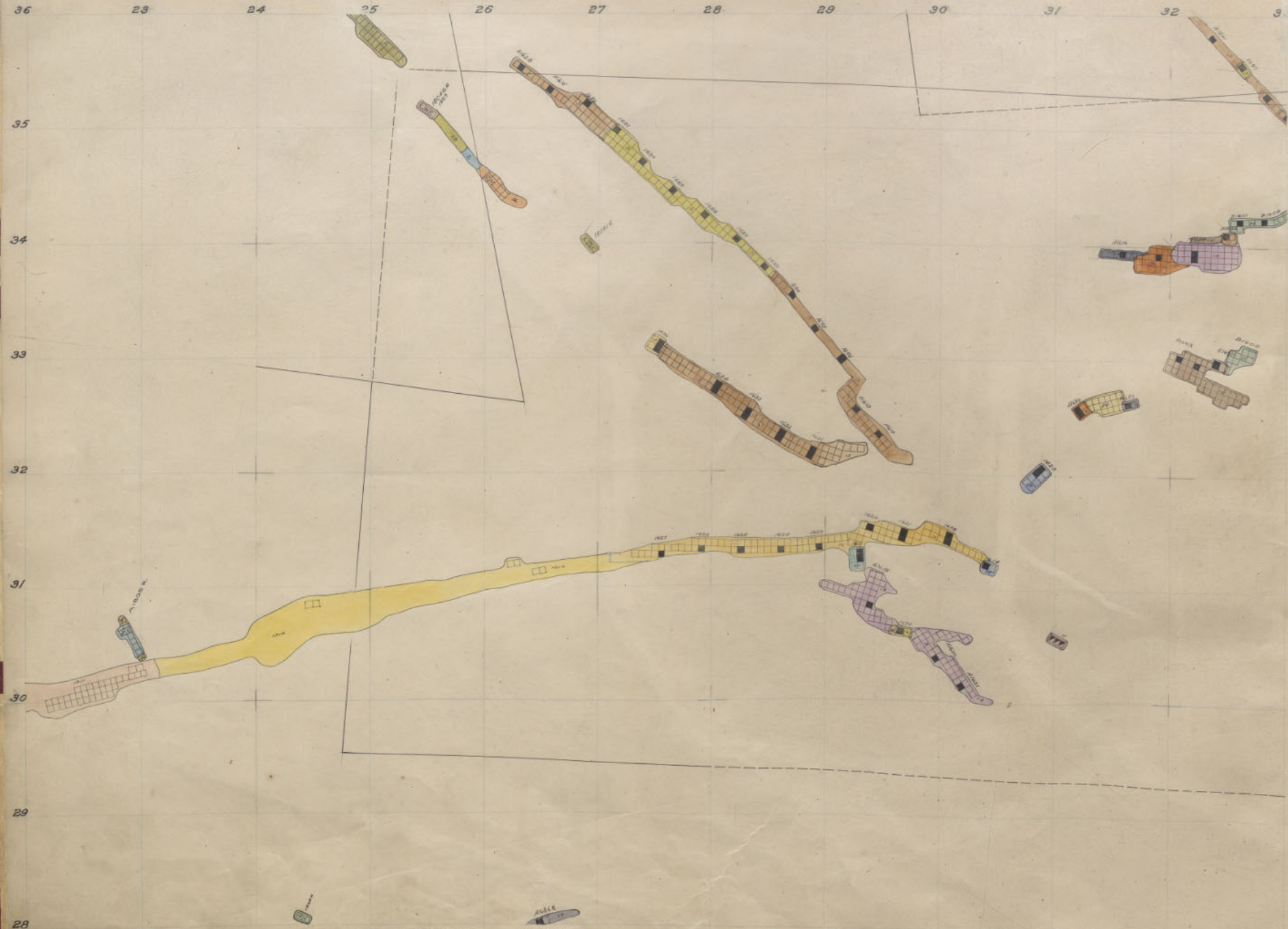
St. Lawrence 1800-22

33. 34. 35. 36. 37. 38. 39. 40. 41. 42. 43. 44.




Rarus, 1500-7th Floor.  
KELLEY 1600-9

Page  
18

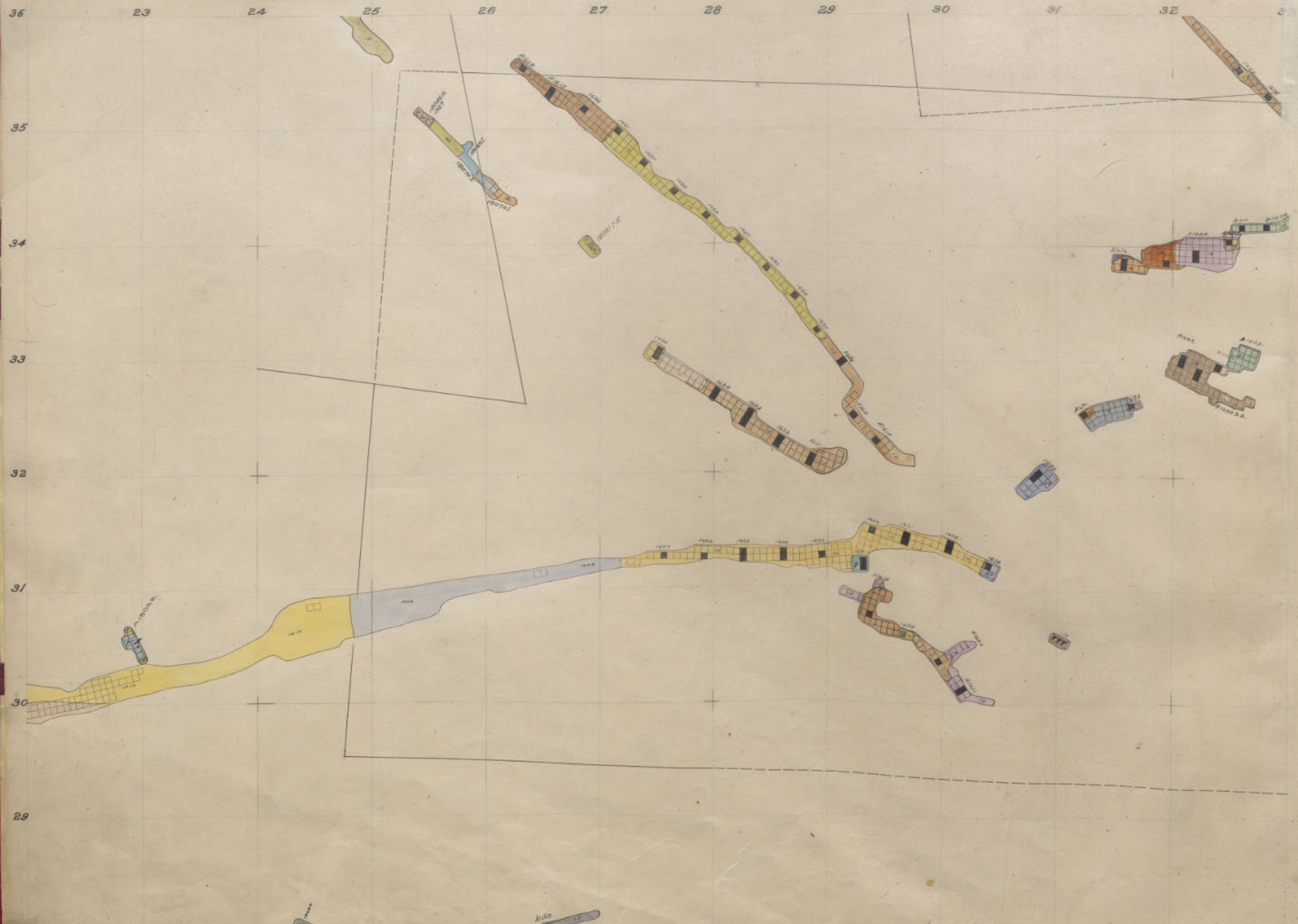


33 34 35 36 37 38 39 40 41 42 43 44

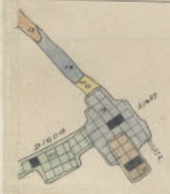


REPLS, 1500-6th Floor.  
KELLEY 1600-8

Page  
18



33 34 35 36 37 38 39 40 41 42 43 44



1500-52



1500-52

Rarus, 1500-5th Floor  
KELLEY 1600-7

Page  
18

36 23 24 25 26 27 28 29 30 31 32 33

35

34

33

32

31

30

29

28

A RECORD

NO 10

NO 11

FILES

Penn. 16<sup>th</sup> Level 4<sup>th</sup> Floor.

St Lawrence 1800-19



33

34

35

36

37

38

39

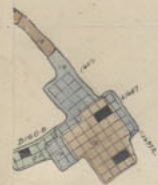
40

41

42

43


44



111

112

113



Rarus, 1500-3rd Floor.  
KELLEY 1600-5

Page 18

1157  
36 23 24 25 26 27 28 29 30 31 32 33

35

34

33

32

31

30

29


28



Parr. 16<sup>th</sup> Level 9<sup>th</sup> Floor.

St. Lawrence 1800-18

33 34 35 36 37 38 39 40 41 42 43 44



Rarus, 1500-3<sup>rd</sup> Floor.  
KELLEY 16005

Room  
18




Penn. 16<sup>th</sup> Level 2<sup>nd</sup> Floor.

St Lawrence 1800-17



33 34 35 36 37 38 39 40 41 42 43 44



All data  
copy  
with  
plans

3  
7

Page  
18

Rarus, 1500 - 2nd Floor.  
KELLEY 1600-1



29  
30  
31  
32  
33  
34  
35  
36

St. Lawrence 1800-16

Part 11. 16<sup>th</sup> Level 1<sup>st</sup> Floor.



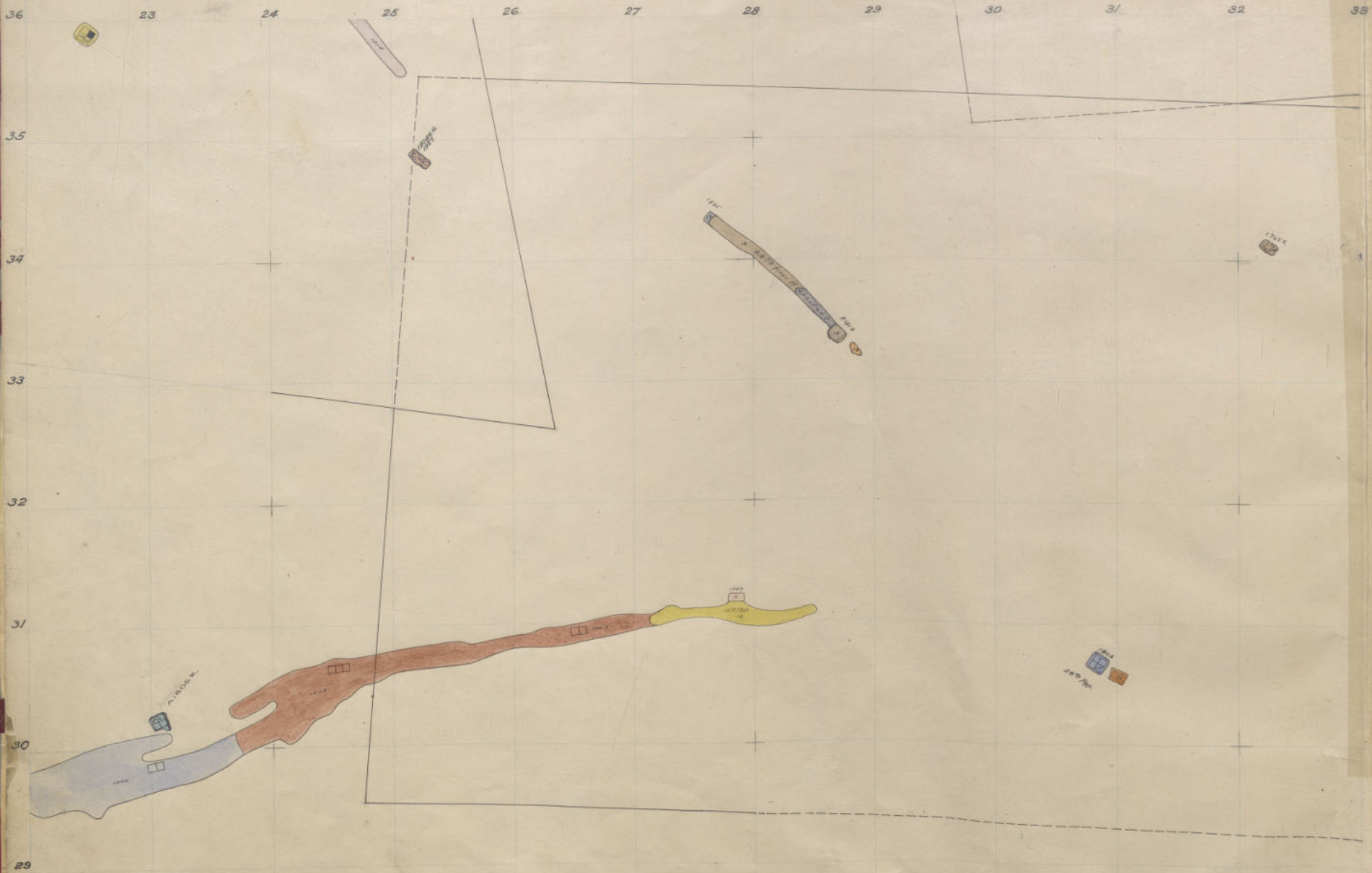


Pennsylvania 16th Sill

St Lawrence 1800-15



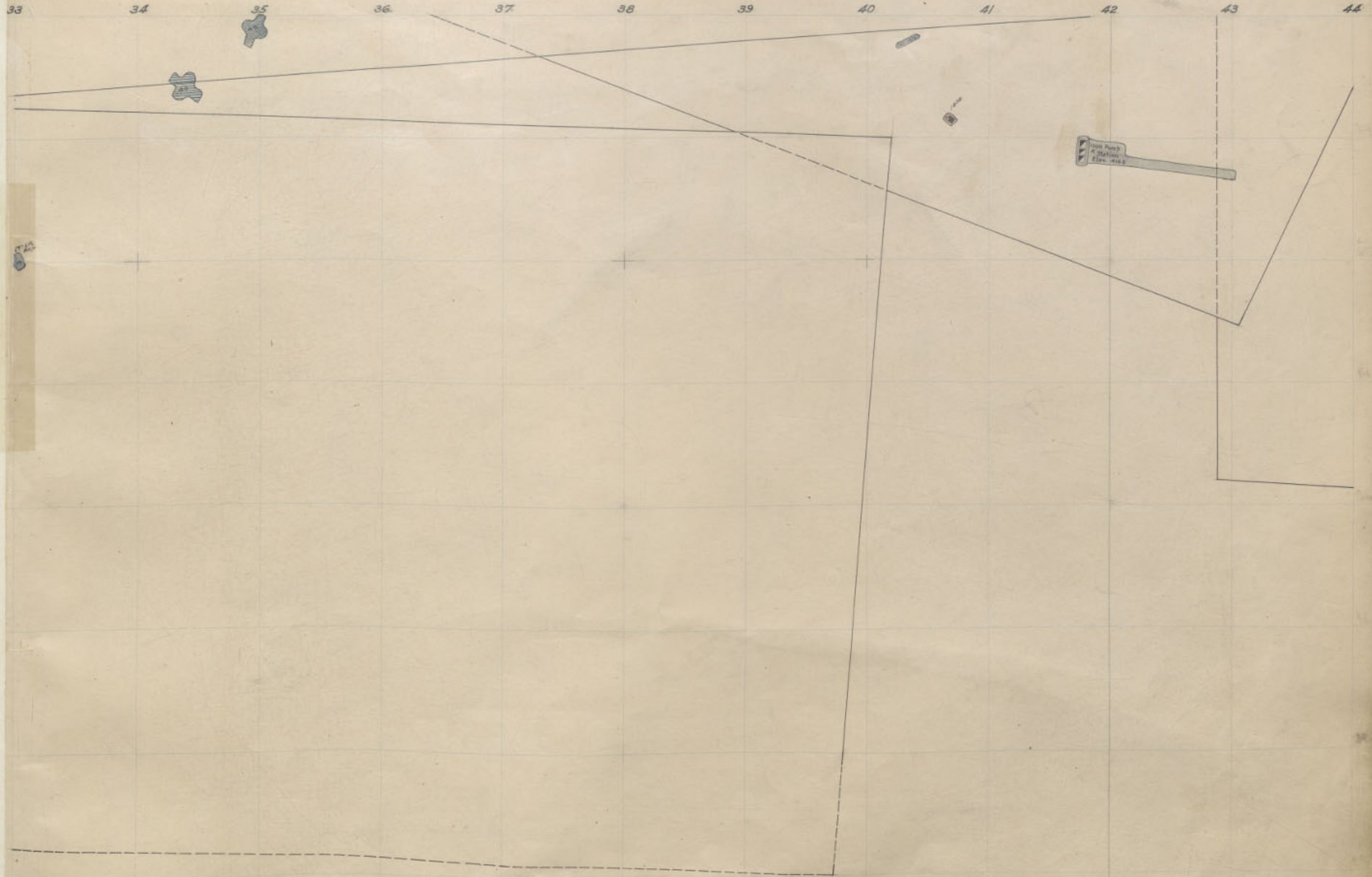
Rarus, 1500 Sill.  
KELLEY 1600-2



28 Penn. 18<sup>th</sup> Level, 31<sup>st</sup> Floor.

Penna. 1700-12 Repeated  
St. Lawrence 1800-14

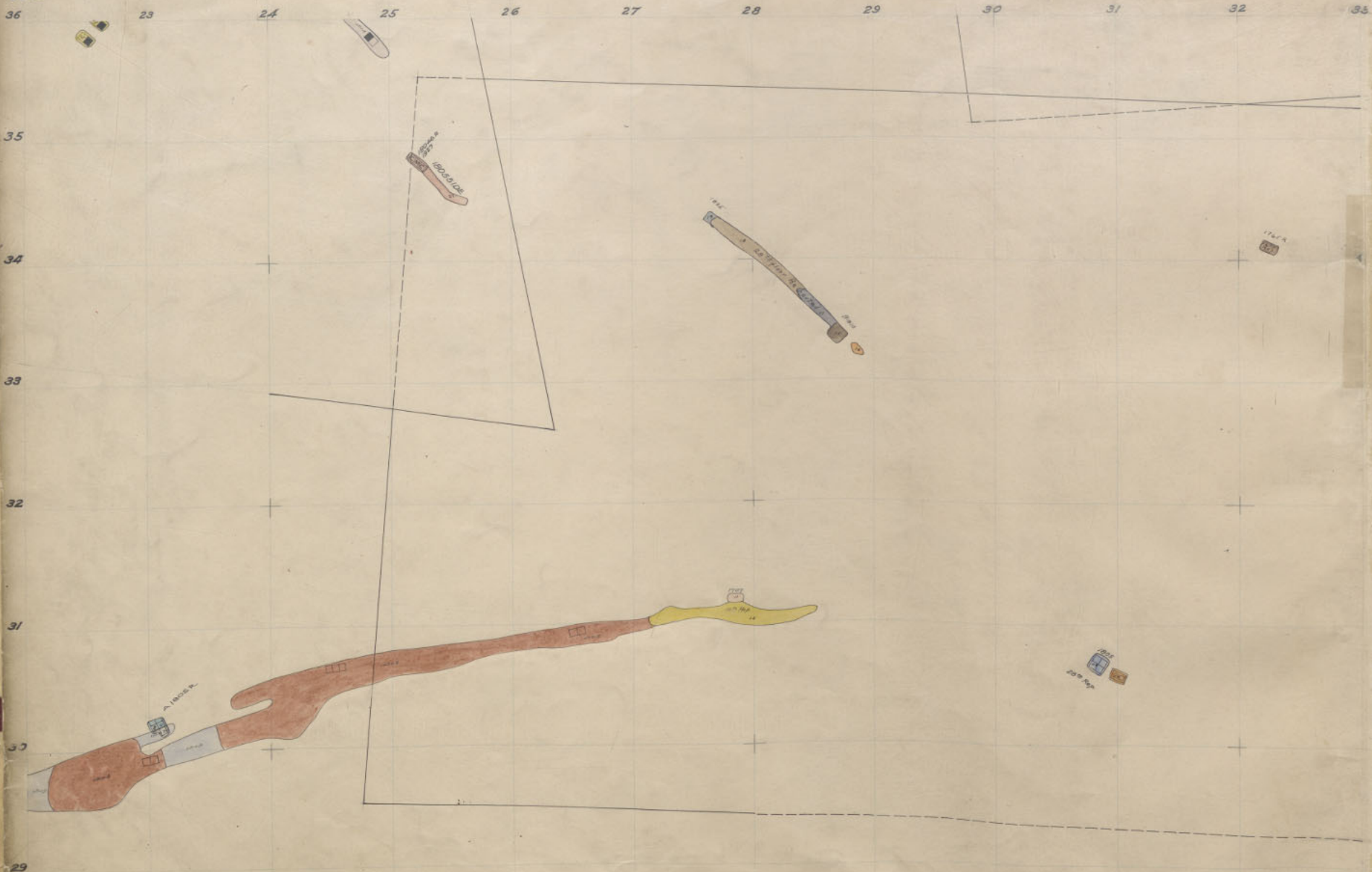
33 34 35 36 37 38 39 40 41 42 43 44



Elev. 410.5  
 Elev. 410.5  
 Elev. 410.5

Rarus, 1600-17<sup>th</sup> Floor.

Perm  
 18



28  
29  
30  
31  
32  
33  
34  
35  
36

23 24 25 26 27 28 29 30 31 32 33 34 35

Penn. 18<sup>th</sup> Level, 30<sup>th</sup> Floor.

Penna. St Lawrence 1700-12 Repeated 1800-13

34

35

36

37

38

39

40

41

42

43


44

CHURCH

37720

RECEIVED FROM  
Rarus, 1600-16th Floor.

Page 18



Penn. 18<sup>th</sup> Level, 29<sup>th</sup> Floor.

Penna. 1700-12 Repeated  
St. Lawrence 1800-12

34

35

36

37

38

39

40

41

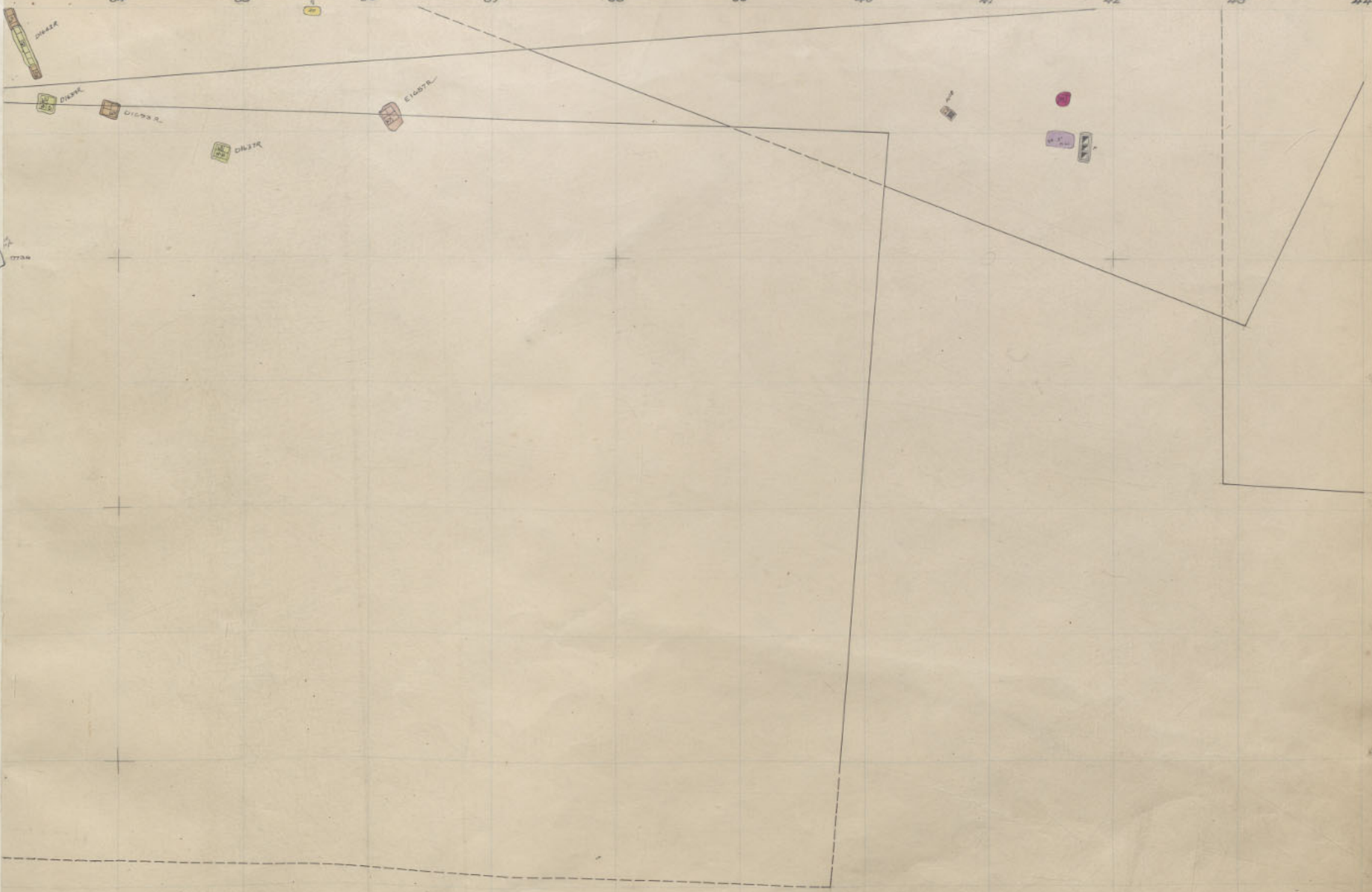
42

43




3

17734



Rarus, 1600-15<sup>th</sup> Floor.  
KELLEY 1600-1

Pen  
18




28 Penn. 18th Level, 28th Floor

Penna 1700-12  
St. Lawrence 1800-11



Rarus, 1600-14th Floor.  
KELLEY 1600 SILL


Page 1A



Penn. 18th Level, 27th Floor.


Penna. 1700-11  
St Lawrence 1800-10

34 35 36 37 38 39 40 41 42 43 44



Rarus, 1600 - 13<sup>th</sup> Floor.

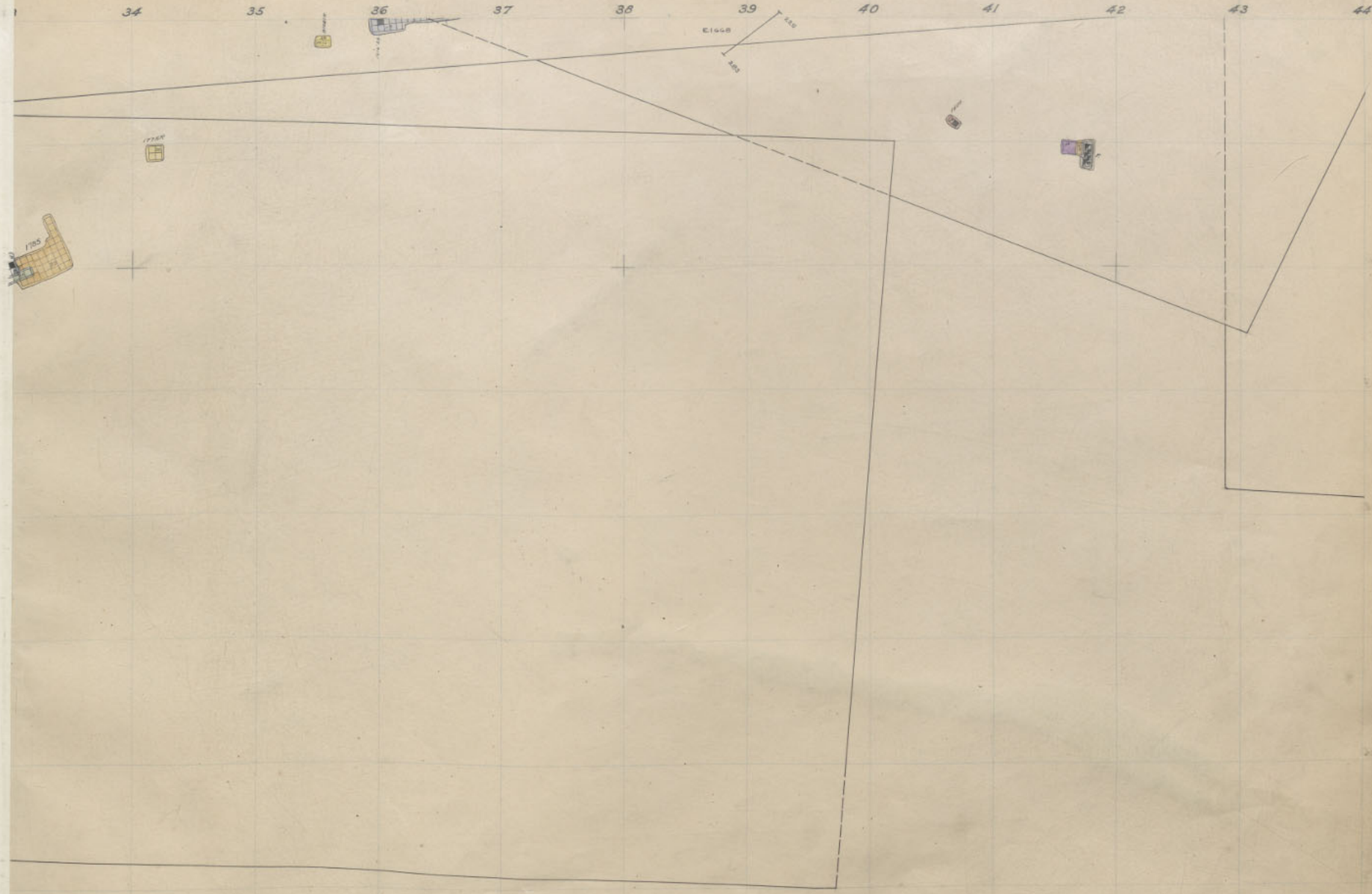
Page 18



Penna. 18<sup>th</sup> Level, 26<sup>th</sup> Floor.

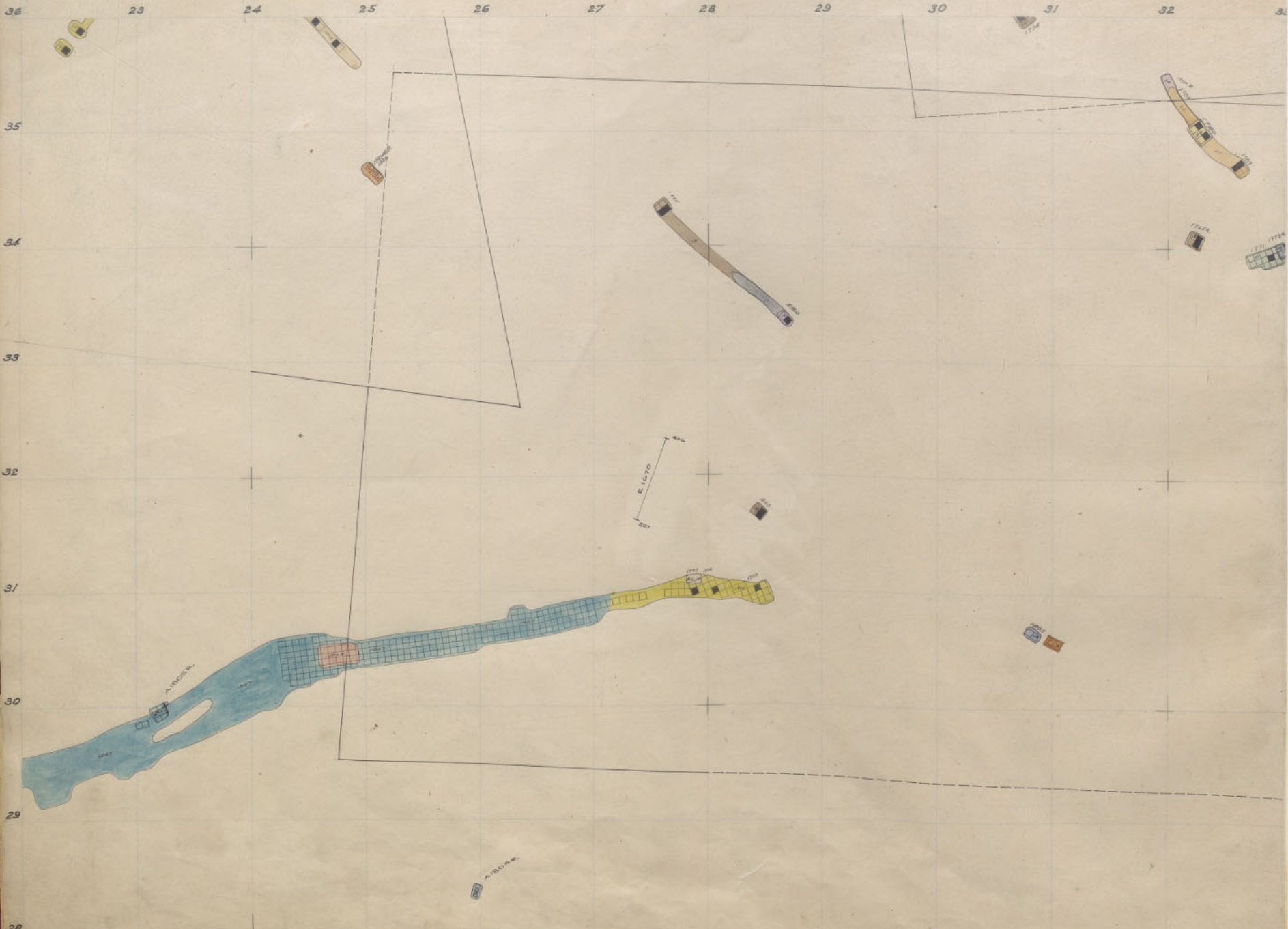
Penna. 1700-10  
St Lawrence 1800-9

34 35 36 37 38 39 40 41 42 43 44



Rarus, 1600-12<sup>th</sup> Floor.

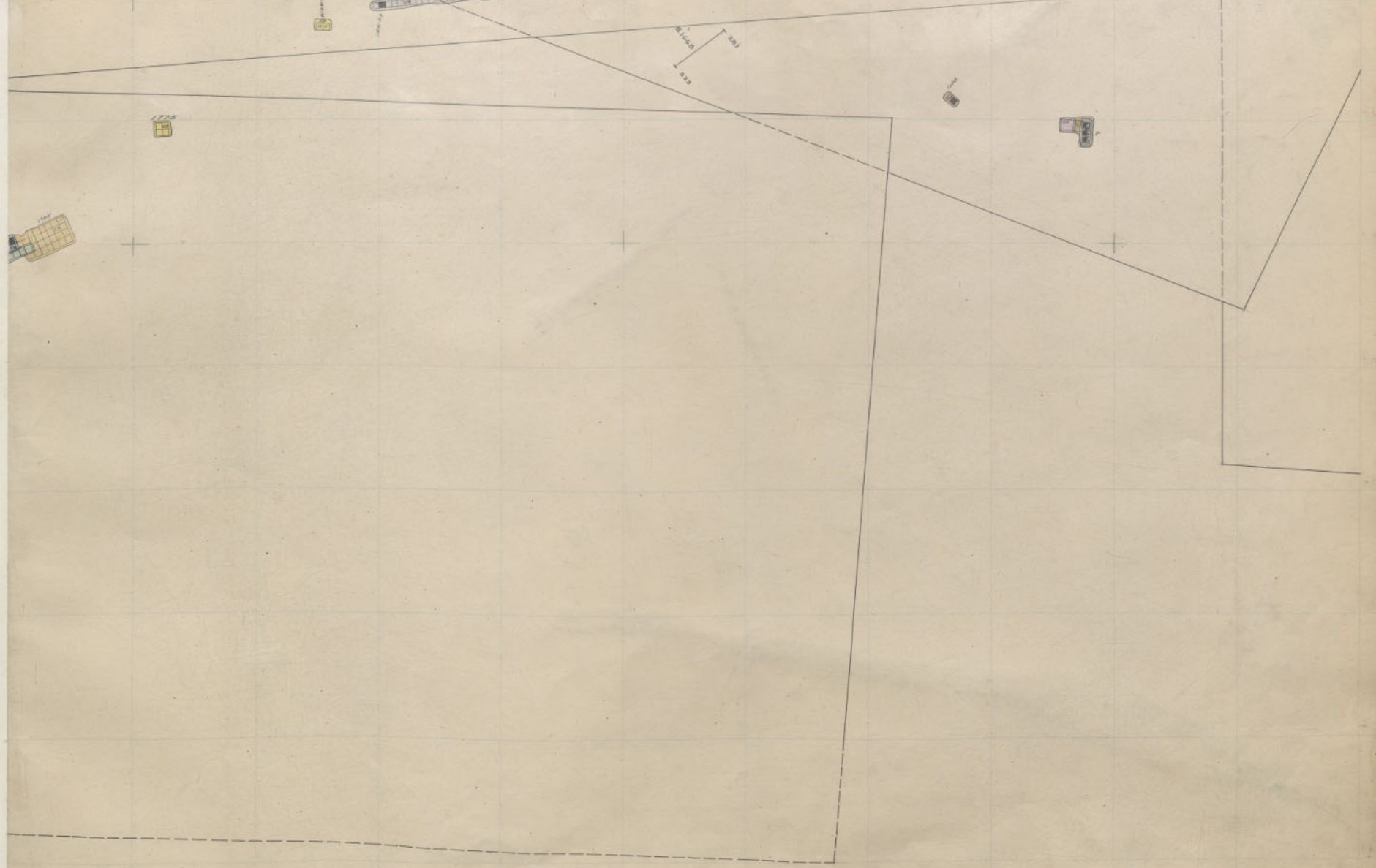
Plan  
18



28 Penn. 18<sup>th</sup> Level, 25<sup>th</sup> Floor,

Penn  
St Lawrence 1700-9  
1800-8


33 34 35 36 37 38 39 40 41 42 43 44



Rarus, 1600-11th Floor.

1000-1000-1000

Page 18



Penn. 18<sup>th</sup> Level, 24<sup>th</sup> Floor.

Penna 1700-8  
St. Lawrence 1800-7

34

35

36

37

38

39

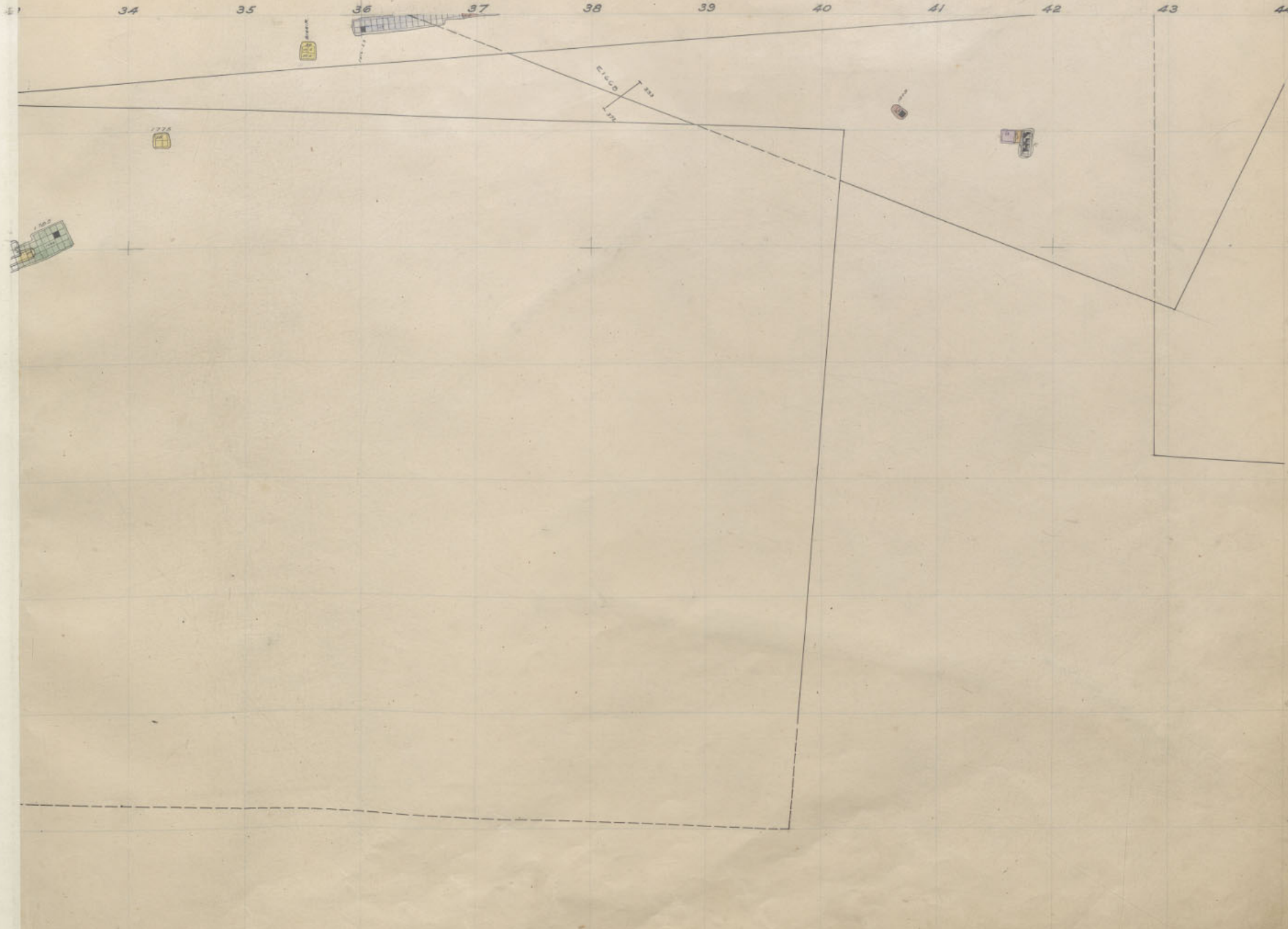
40

41

42


43

44



Rarus, 1600 - 10<sup>th</sup> Floor.  
KELL 2000 - 41

Plan  
18



Penn. 18<sup>th</sup> Level, 23<sup>rd</sup> Floor

Penna  
St. Lawrence  
1700-7  
1800-6

34

35

36

37

38

39

40

41

42

43

44



Rarus, 1600 - 9<sup>th</sup> Floor.

Plan  
18






Rarus, 1600-8<sup>th</sup> Floor.

1600-1600-37

Plan 18



Penn. 18<sup>th</sup> Level, 21<sup>st</sup> Floor.

Penna. 1700-5  
 St. Lawrence 1800-4

34

35

36

37

38

39

40

41

42

43

44



Rarus, 1600 - 7<sup>th</sup> Floor.

Page 18



Penn. 18<sup>th</sup> Level, 20<sup>th</sup> Floor

Penna. 1700-4  
St Lawrence 1800-3

34

35

36

37

38

39

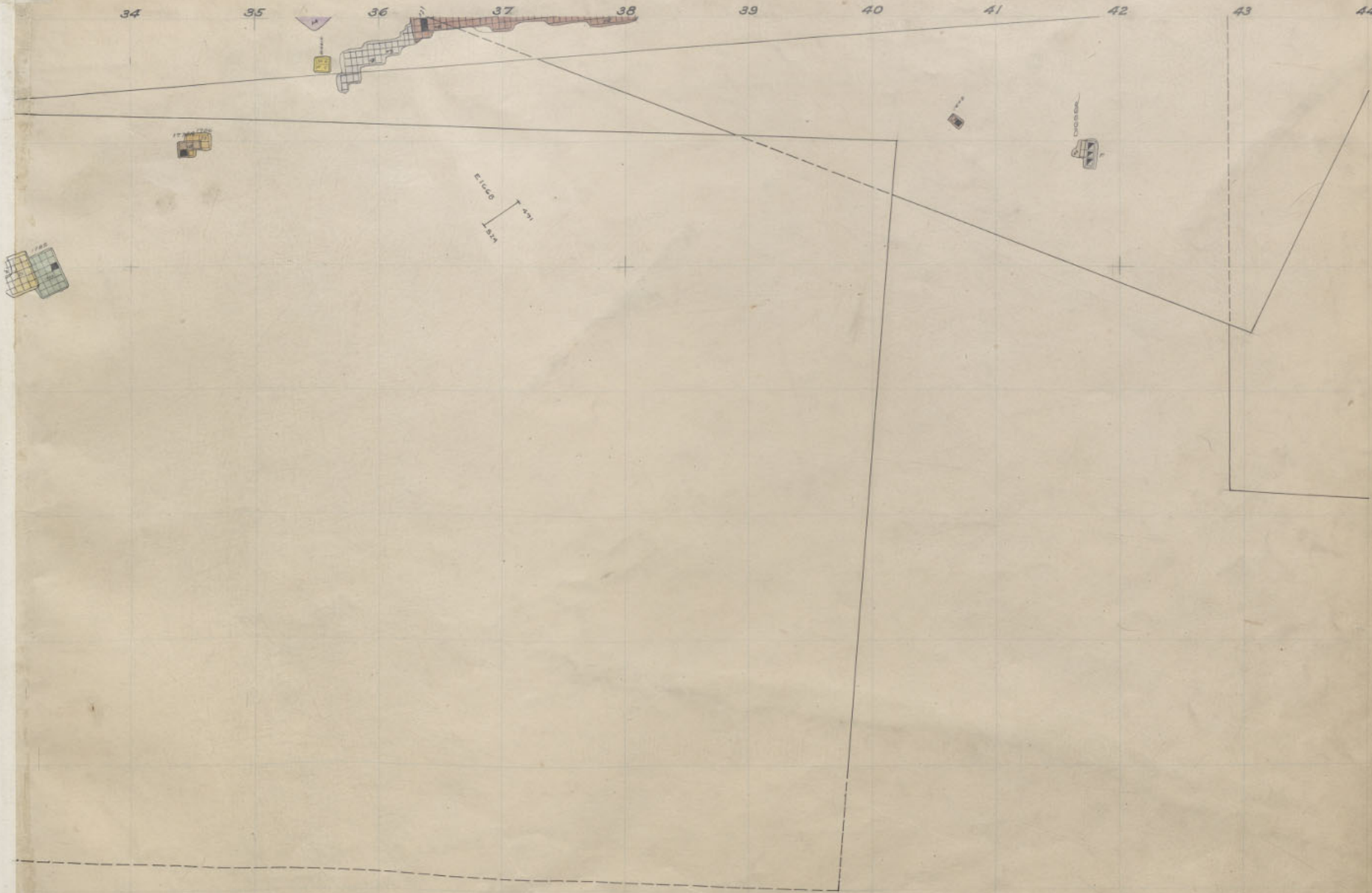
40


41

42

43

44





Penn. 18<sup>th</sup> Level, 19<sup>th</sup> Floor.

Penna 1700-3  
St Lawrence 1800-2

Nov. 1867

34

35

36

37

38

39

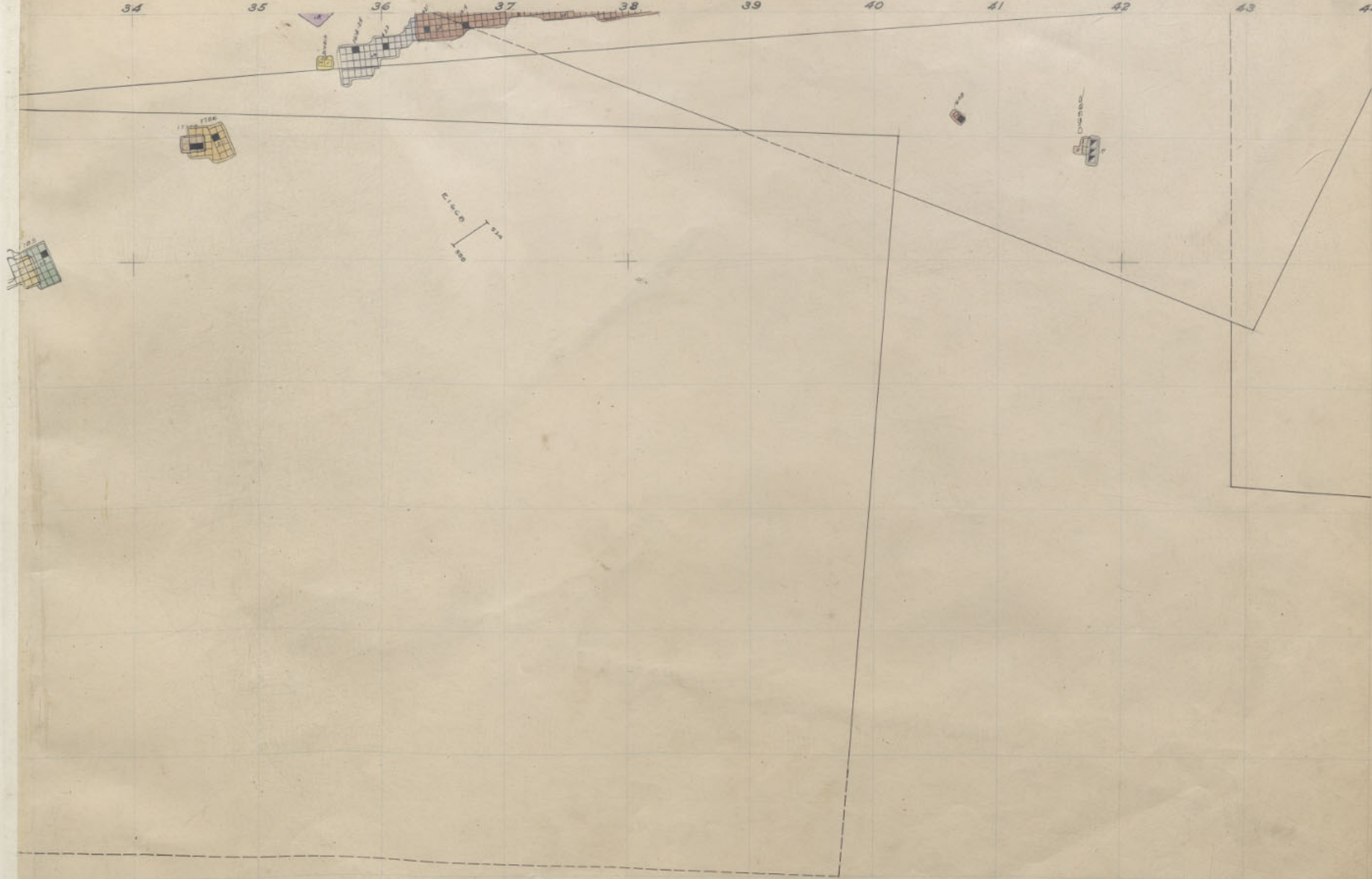
40

41

42

43


44



Rarus, 1600-5th Floor.

Scale 1:100

Plan 18



Penn. 18<sup>th</sup> Level, 18<sup>th</sup> Floor.

Penna. 1700-2  
St. Lawrence 1800-1



34 35 36 37 38 39 40 41 42 43 44



Rarus, 1600-4th Floor.

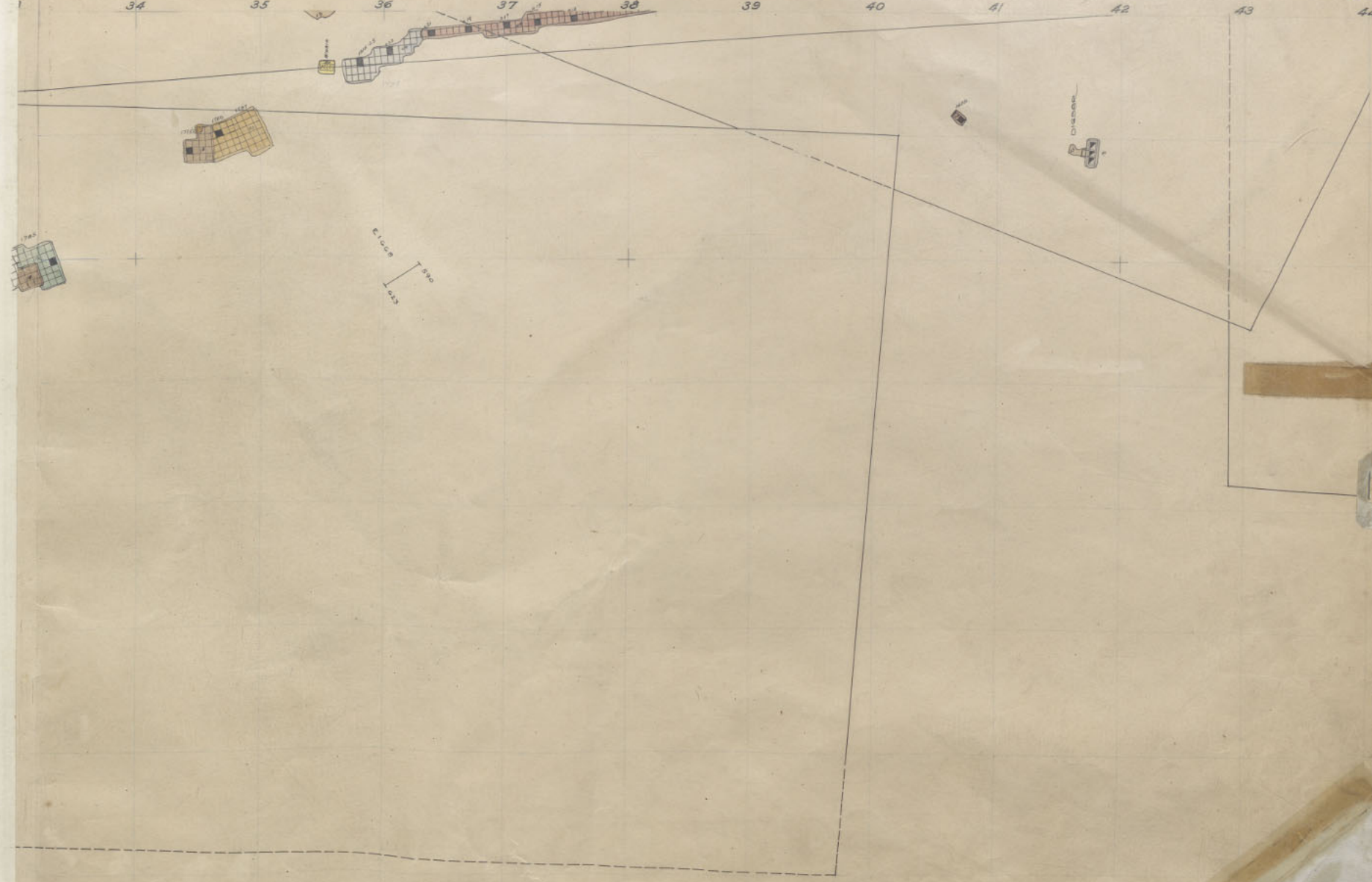
Page 18



Perm. 18th Level, 17th Floor.

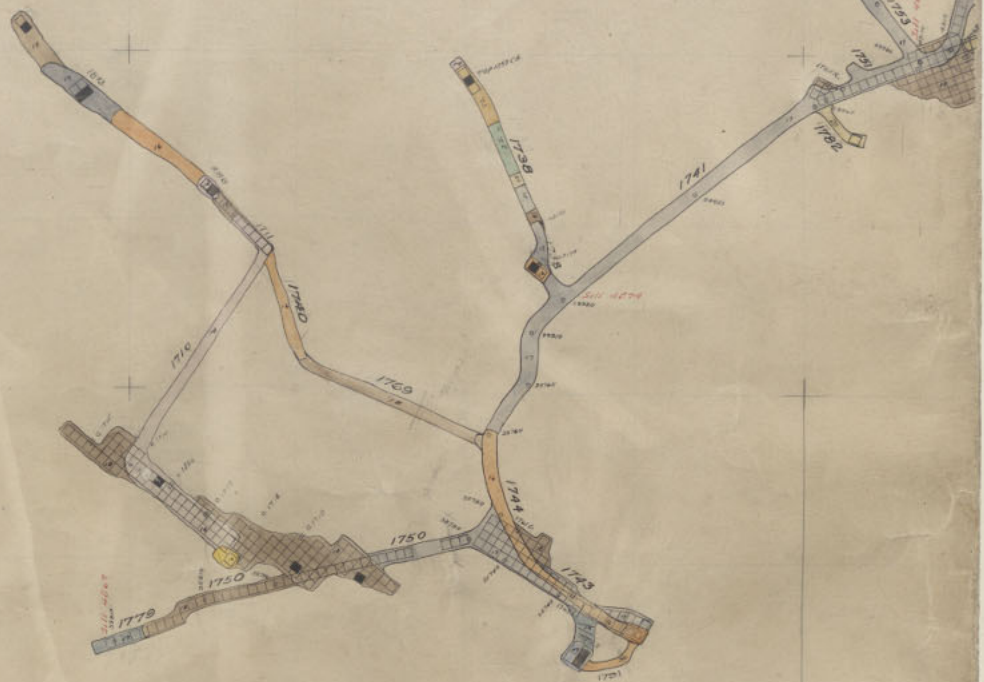
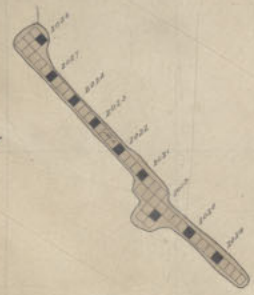
17th  
Sill

34 35 36 37 38 39 40 41 42 43



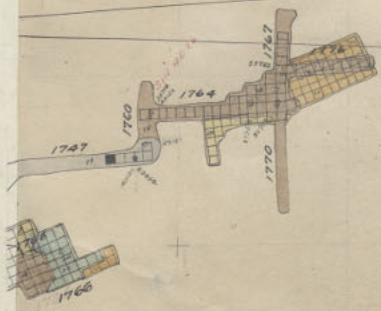
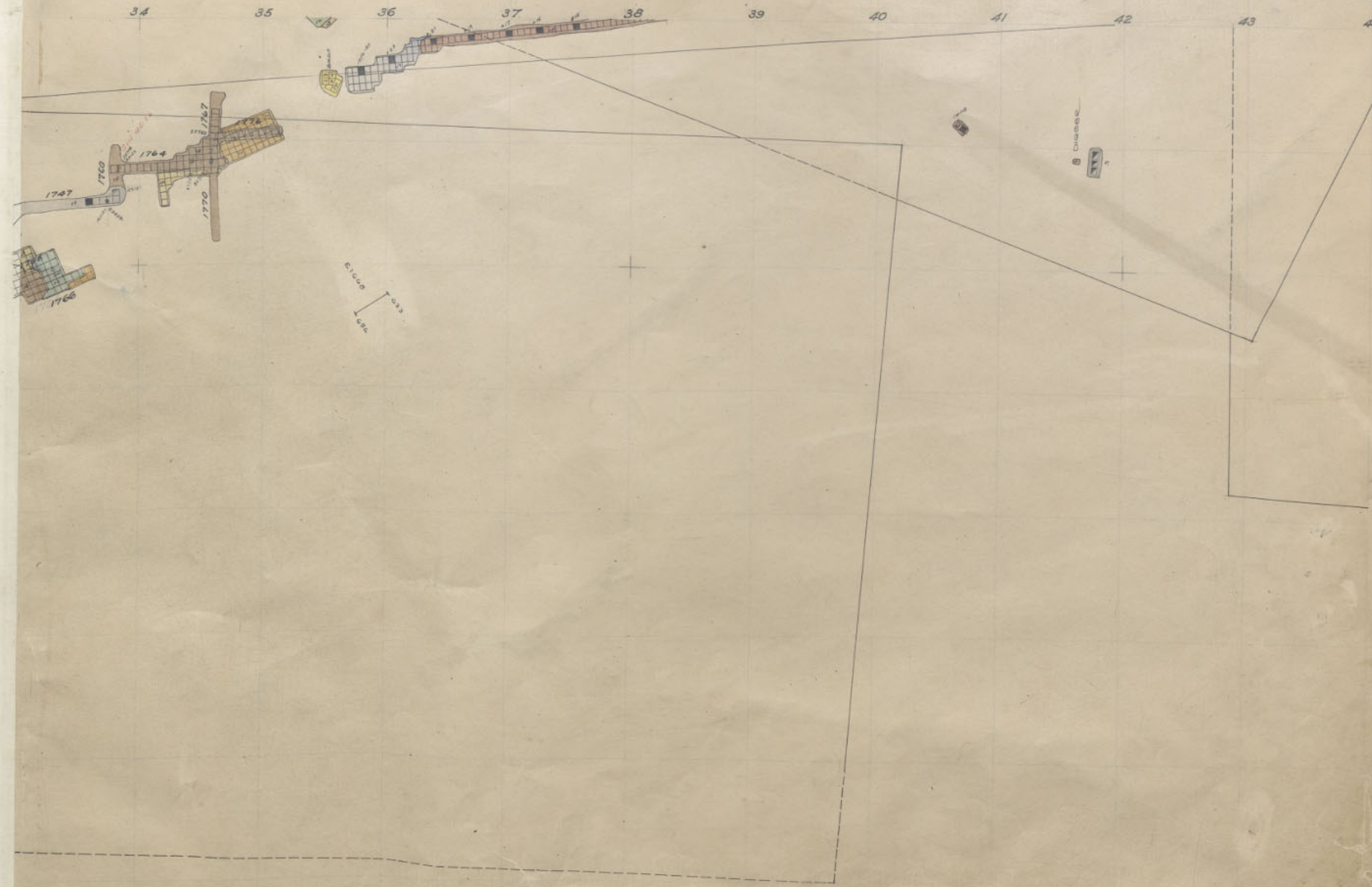
RITZ, 1600-3<sup>rd</sup> FLOOR.

Plan  
18




Permt. 18<sup>th</sup> Level, 16<sup>th</sup> Floor  
 St. Law 20<sup>th</sup> 25<sup>th</sup>  
 Anaconda 200-11 & 220-25

34 35 36 37 38 39 40 41 42 43 44



Escalier

Chambre



26  
 10errr. 18<sup>th</sup> Level, 15<sup>th</sup> Floor.  
 Law 20<sup>th</sup> 24<sup>th</sup>  
 Amheronda 2100-10 & 2200-24 25

34

35

36

37

38

39

40

41

42


43

44

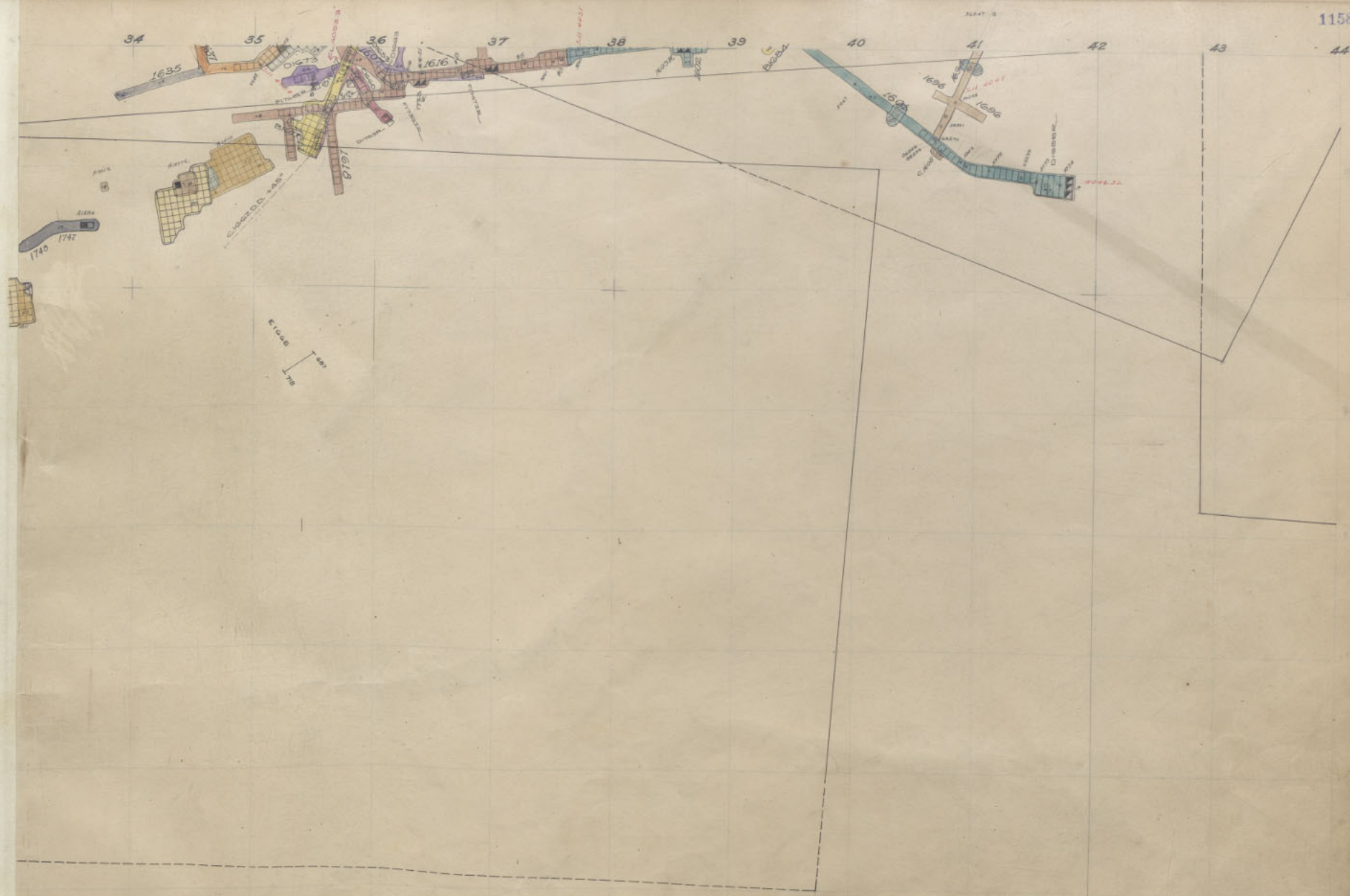


Scale  
 1 cm  
 1 m

STAIRS



Perrin, 13<sup>th</sup> Level, 14<sup>th</sup> Floor.  
 St. Law. 20<sup>th</sup>  
 Anaconda 2100-9 & 22, 20<sup>th</sup> 211



36 23 24 25 26 27 28 29 30 31 32 33



28 Penn. 18<sup>th</sup> Level. 13<sup>th</sup> Fl. - on  
 St. Law. 20<sup>th</sup> 22<sup>nd</sup>  
 Alacanda 2100-8 & 27-30 22-23

34

35

36

37

38

39

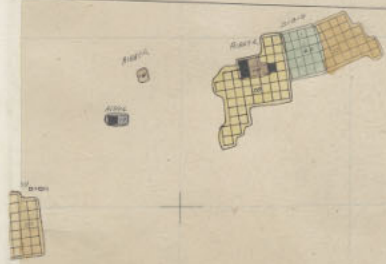
40

41

42

43

44



Cloud  
Line

A small diagram showing a vertical line with a horizontal tick mark on its left side. The word 'Cloud' is written vertically along the line, and 'Line' is written below the tick mark.



Penn. 18<sup>th</sup> Level, 12<sup>th</sup> Floor.  
 St. Lew 20<sup>th</sup>      21<sup>st</sup>  
 Anacosta      2100-7 & 2200-37 22

M.V. 100-5

34 35 36 37 38 39 40 41 42 43 44



1/4" = 10' 0"



Penn. 18th Level, 11th Floor  
 St. Law 20th " 20th "  
 Anaconda 2100-6 & 2200-20-21

34

35

36

37

38

39

40

41

42

43

44





34

35

36

37

38

39

40

41

42

43

44



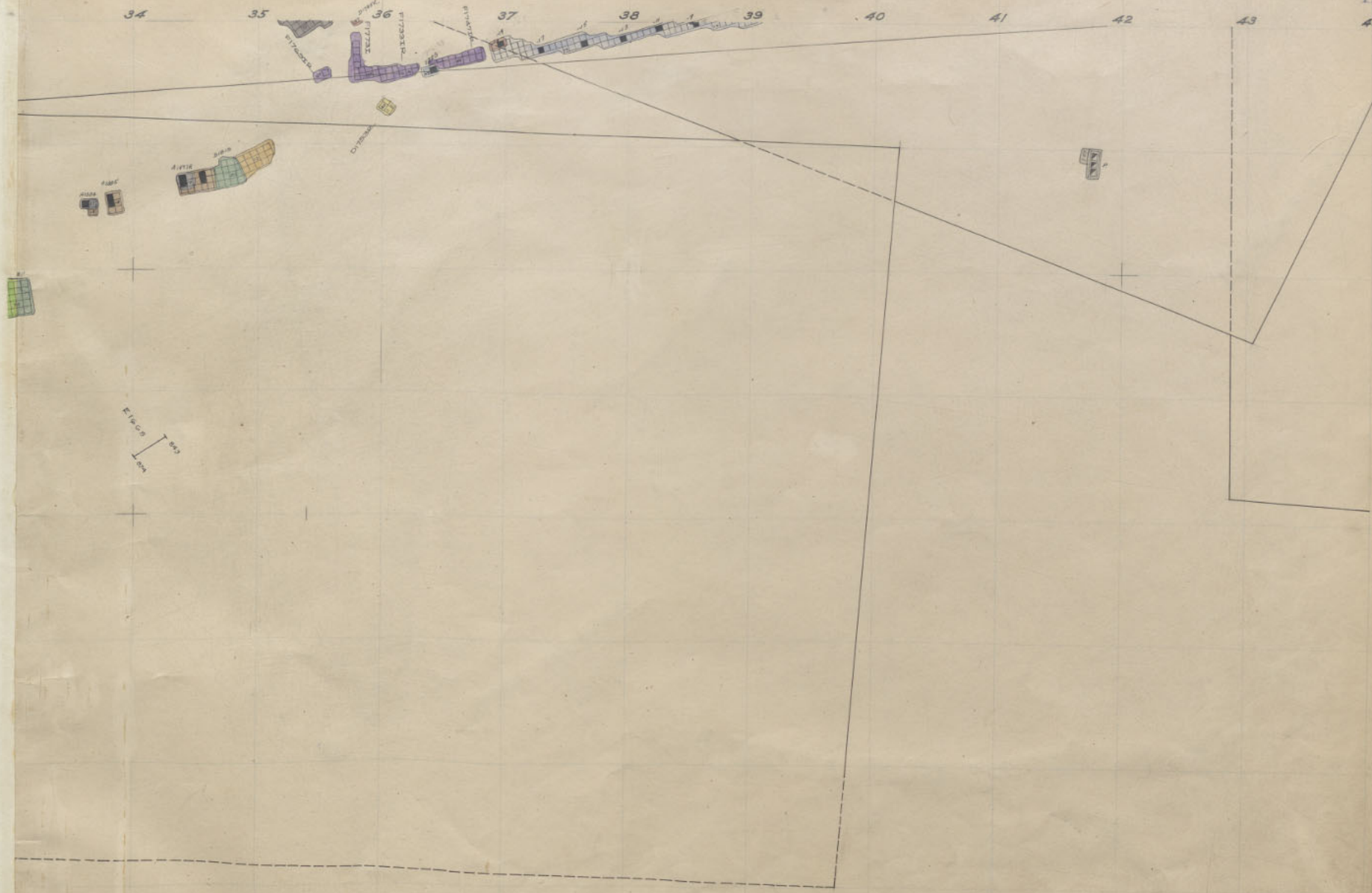
PENN. 1800-10

RARUS 1700-15  
ALL 2000-28



Penn. 18<sup>th</sup> Level, 9<sup>th</sup> Floor. Anacanda 2100-4 & 2200-78 19  
 St. Law. 20.

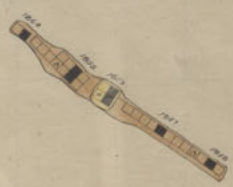
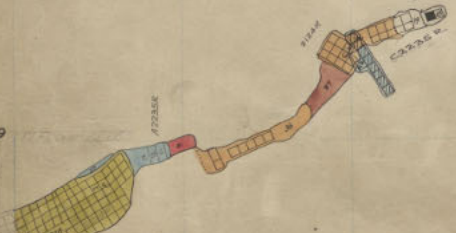
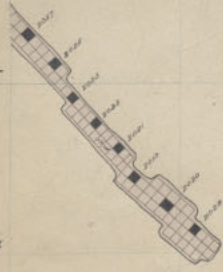
34 35 36 37 38 39 40 41 42 43



PLAN

PLAN

E. 1/4\"/>



Perri, 18th Level, 8th Floor, Anaconda 2100-3 & 2200-#13  
 or later in View 18th Sill.  
 2000 F. 15

34

35

36

37

38

39

40

41

42

43

44

DITSAK

DITSAK

PITAAK

A185

A178

SCALE  
1" = 100'

11

8

REPLUS, 1700-13<sup>th</sup> Floor.

From  
18



Penn. 18th Level, 7th Floor.  
 St. Law. 20th " 16th "  
 Anacn 2100-2 & 2200-16-17

MI View 1800-5111

34

35

36

37

38

39

40

41

42


43

44





Perim. 18<sup>th</sup> Level, 6<sup>th</sup> Floor.  
 St. Law. 20<sup>th</sup> " 15<sup>th</sup> "  
 Anaconda 2100-1 & 2200-15/16



Rarus, 1700-11<sup>th</sup> Floor.  
KSP 2000-24

Room  
18



Penn. 18<sup>th</sup> Level, 5<sup>th</sup> Floor.  
 St. Law. 20<sup>th</sup> " 14<sup>th</sup> "  
 Anaconda 2100-S111 Anaconda 2200-14.5


34 35 36 37 38 39 40 41 42 43 44



Rarua. 1700-10<sup>th</sup> Floor.

Room 18

36 23 24 25 26 27 28 29 30 31 32 33



Penn. 18th Level. 4th Floor.  
 St. Law. 20th " 13th "  
 200-13-11

34 35 36 37 38 39 40 41 42 43 44



Rarus, 1700-9<sup>th</sup> Floor.

Page 18



36      23      24      25      26      27      28      29      30      31      32      33

35  
34  
33  
32  
31  
30  
29  
28

Perry, 18<sup>th</sup> Level, 3<sup>rd</sup> Floor.  
St. Law. 20<sup>th</sup> " 12<sup>th</sup> "  
1900-1901

100' I  
ELEVATOR  
E.C.H.

3 34 35 36 37 38 39 40 42 43 44




Rarus, 1700-5<sup>th</sup> Floor.

Num  
18



Penn. 18<sup>th</sup> Level, 2<sup>nd</sup> Floor.  
 St. Law. 20<sup>th</sup> " 11<sup>th</sup> "  
 Anacosta 2200-11

3 34 35 36 37 38 39 40 41 42 43 44

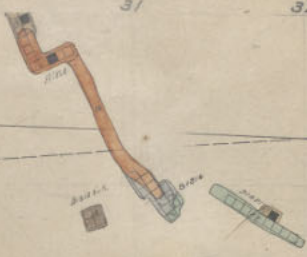
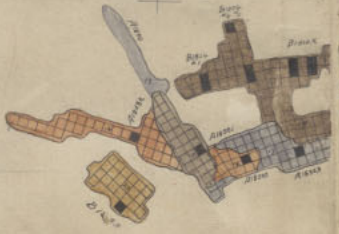
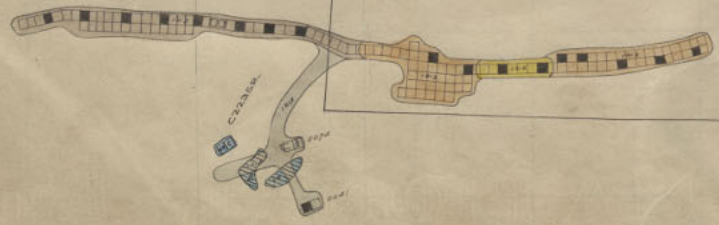
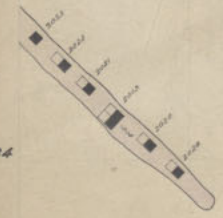


Rarus, 1700 - 7th Floor;


Plan  
18

36 23 24 25 26 27 28 29 30 31 32 33

35  
34  
33  
32  
31  
30  
29  
28




Penn. 18<sup>th</sup> Level, 1<sup>st</sup> Floor  
St. L.w. 20<sup>th</sup> " 10<sup>th</sup> "  
2700-30




Rarus 1700 - 6  
KELK 2000 - 17

Page 18



Anaconda 2200 - 10  
 Pennsylvania 1800 5111

Fenn  
 15



R&MUS, 1700 - 5th Floor

Vord

Fenn  
18



Penn  
18

Penn. 2000 - 22  
Tramway 1700 - 4

1700

1700A


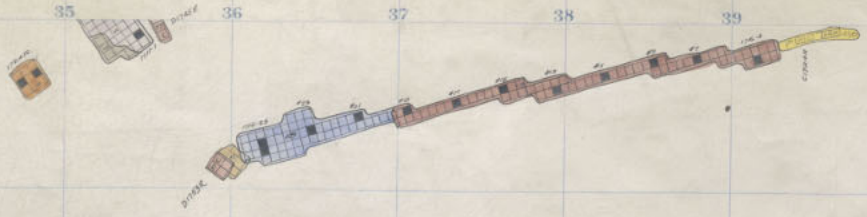
1700B  
1700C  
1700D


1700E

1700F

1700G


33 34 35 36 37 38 39 40 41 42 43 44






Penna. 2000-21st Floor. 1900-8  
 St. Law. " - 9th " Tramway 1700-3  
 Anaconda 2200-9

Penn  
 15



Rialto, 1700-3rd Floor.




Penna. 2000-20th Floor.  
 St. Law. " 3rd " "  
 Anaconda 2200-6

1900-7  
 Tramway 1700-2


Penn  
 10

33 34 35 36 37 38 39 40 41 42 43 44



Rarus, 1700 - 2<sup>nd</sup> Floor.


1700 1700 - 15




Penn. 2000 - 19th Floor.  
 St. Law. " 7th "  
 Anaconda 2200-7

1900-5  
 Tramway 1700-1

33 34 35 36 37 38 39 40 41 42 43 44



Ramus, 1700- 1st Floor  
R.L.L. 2000-14




Fennia 2000-18<sup>th</sup> Floor.  
 St. Law. " 6<sup>th</sup> "  
 Amundsen 2200-6

1900-5  
 Tramway 1700 Sill

Fenn  
 18





VOID SEE SHEET BELOW Cook

Red paper - see book #1













Penn  
18













Please return  
This Sample Sheet





